



## Labour Market Brief Western Australia

### Summary

The ABS Labour Force Survey data for **Western Australia** released in May for April showed that in **trend** terms:

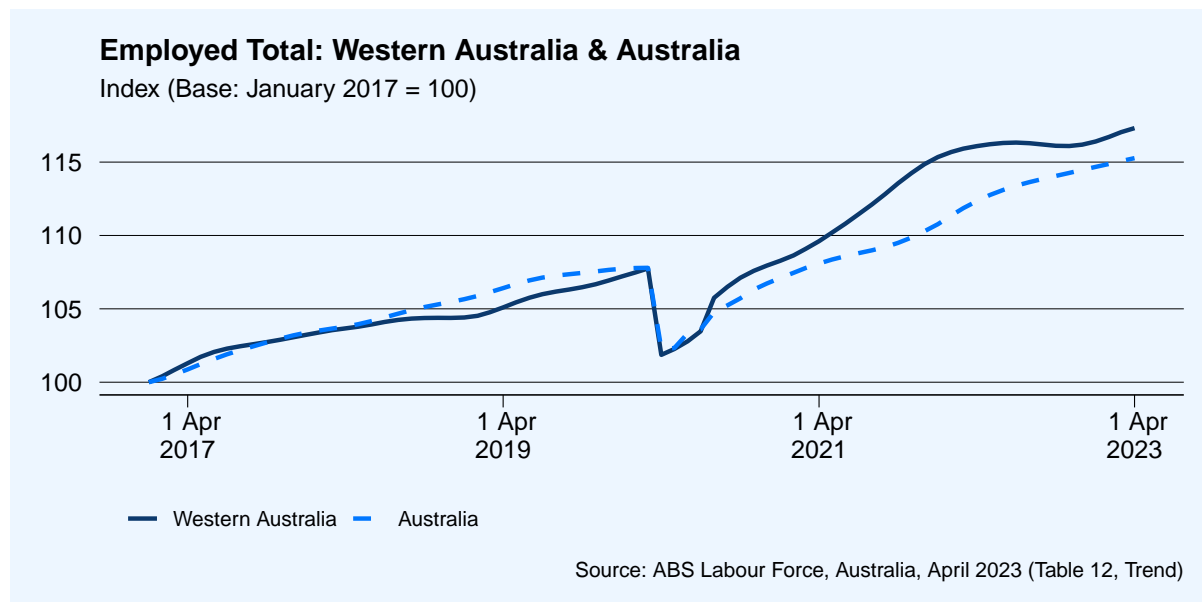
- Total *employment* increased by 3,578 (0.2%) to 1.53 million people.
  - Over the past year, employment in Western Australia has increased by 16,008 (1.0%).
- Total *unemployment* decreased by 491 (-0.9%) to 57,412 people, and the *unemployment rate* decreased by 0.1 percentage points to 3.6%.
  - Over the past year, unemployment in Western Australia has increased by 7,005 (12.2%), and the unemployment rate has increased by 0.4 percentage points.
- Total *underutilisation* has decreased by 980 (-0.7%) to 147,388 people, and the *underutilisation rate* decreased by 0.1 percentage points to 9.3%.
  - Over the past year, total underutilisation has increased by 344 (0.2%) and the underutilisation rate has decreased by 0.1 percentage points.

**Nationally** in April:

- Total *employment* increased by 23,986 (0.2%) to 13.88 million people.
  - Over the past year, employment in Australia has increased by 353,007 (2.5%).
- Total *unemployment* increased by 4,295 (0.8%) to 521,836 people and the *unemployment rate* remained steady at 3.6%.
  - Over the past year, unemployment in Australia has decreased by 16,065 (-3.1%) and the *unemployment rate* has decreased by 0.2 percentage points.
- Total *underutilisation* increased by 7,060 (0.5%) to 1.40 million people, and the *underutilisation rate* remained steady at 9.7%.
  - Over the past year, total underutilisation has decreased by 8,663 (-0.6%) and the underutilisation rate has decreased by 0.3 percentage points.

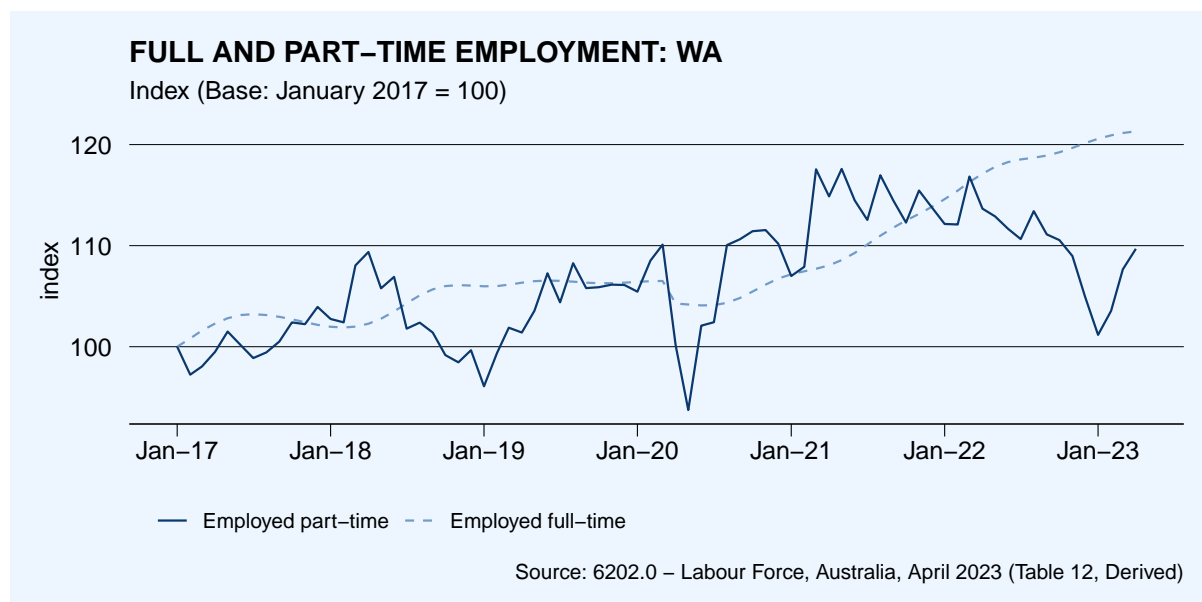
## Employment

- In April, trend employment in Western Australia increased by 3,578 (0.2%) to 1.53 million people.
- Compared with April last year, total employment in Western Australia has increased by 16,008 (1.0%).
- Nationally, employment in increased by 23,986 (0.2%) to 13.88 million people.



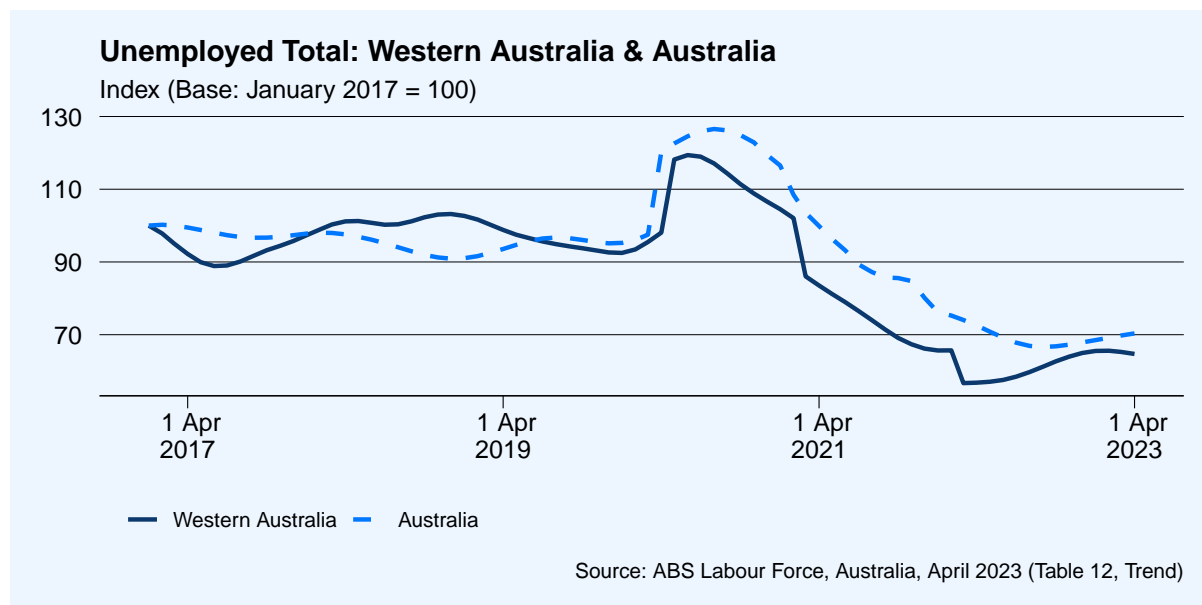
## Full and Part Time Employment

- Full-time employment in Western Australia increased by 1,453 (0.1%) to 1.07 million in April, and has increased by 37,204 (3.5%) over the year.
- Part-time employment in Western Australia, in original terms increased by 8,532 (1.8%) to 461,717 in April. Part-time employment has decreased by 16,732 (-3.6%) over the last year.



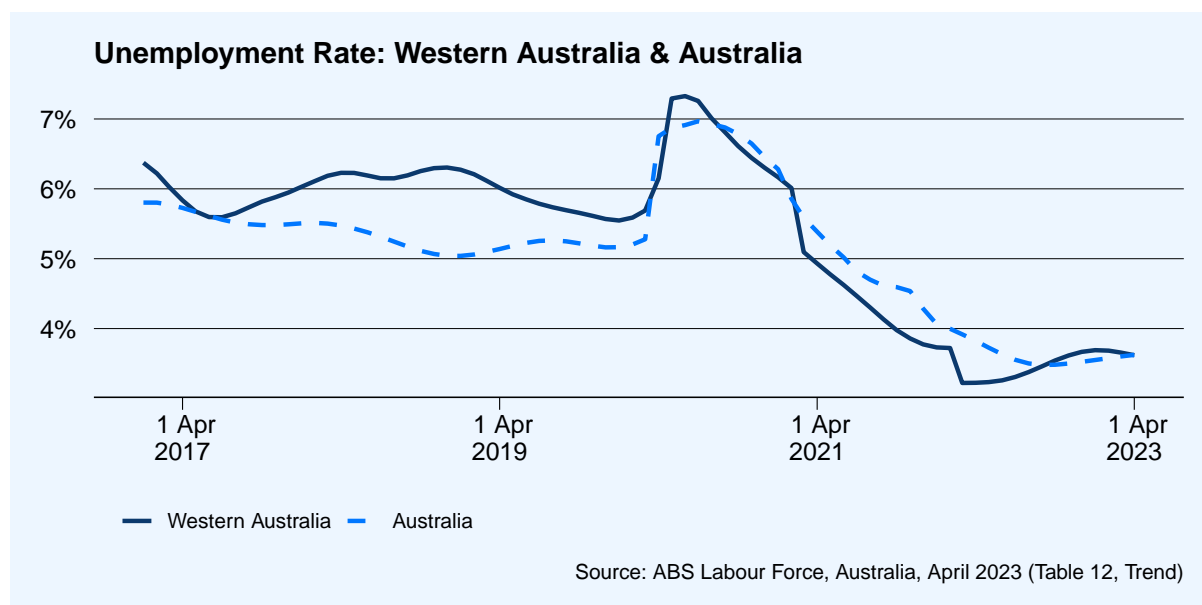
## Unemployment

- In April, the total number of unemployed people in Western Australia decreased by 491 (-0.9%) to 57,412.
- Compared with April last year, unemployment in Western Australia has increased by 7,005 (12.2%) people.
- Nationally, total unemployment in April increased by 4,295 (0.8%) to 521,836 people.



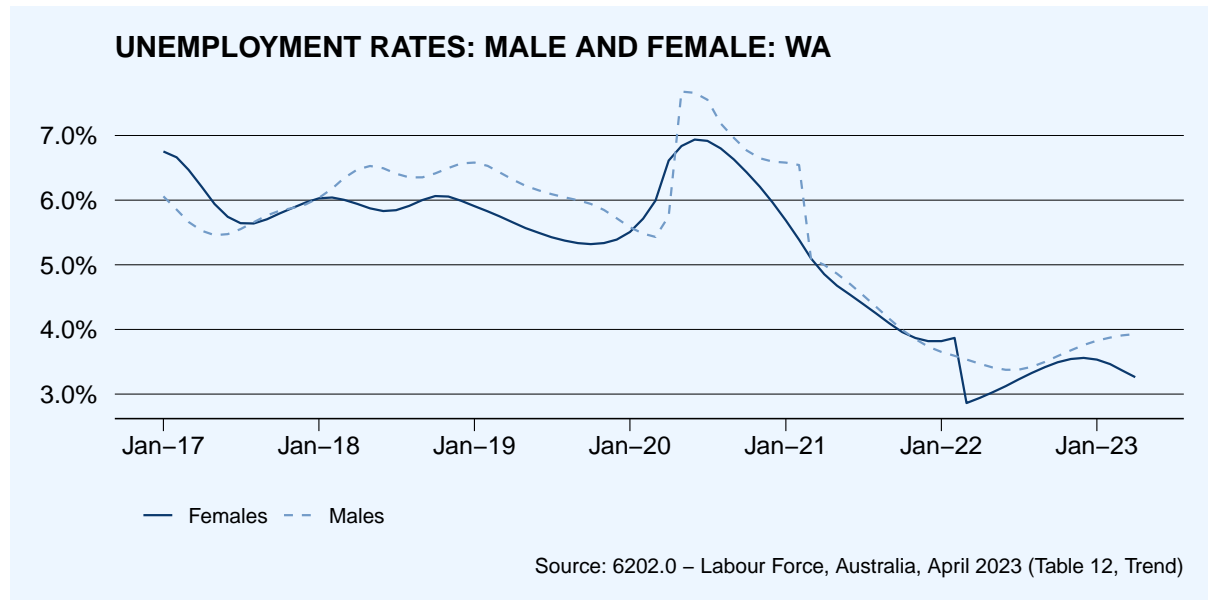
## Unemployment Rate

- In April, the trend unemployment rate in Western Australia decreased by 0.1 percentage points to 3.6%.
- Compared with April last year, the unemployment rate in Western Australia has increased by 0.4 percentage points.
- Nationally, unemployment remained steady at 3.6%



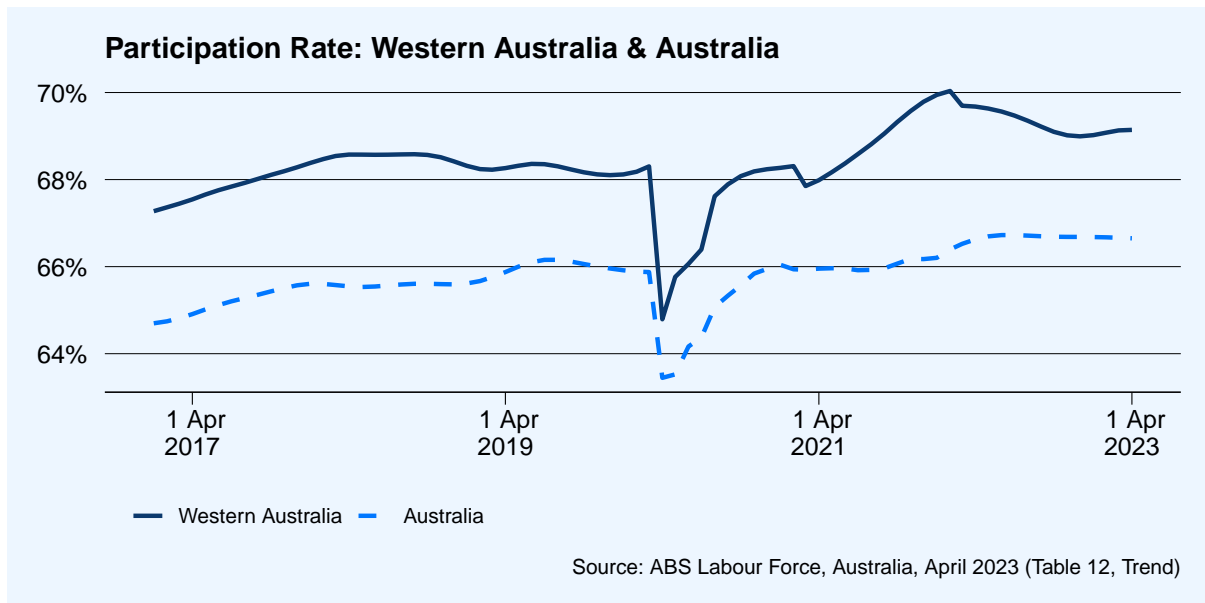
### Male and Female Unemployment Rates

- In April, the trend unemployment rate for males in Western Australia remained steady at 3.9%.
- Compared with April last year male unemployment in Western Australia has increased by 0.4 percentage points.
- In the same period, the trend unemployment rate for females in decreased by 0.1 percentage points to 3.3%.
- Compared with April last year female unemployment in Western Australia has increased by 0.4 percentage points.



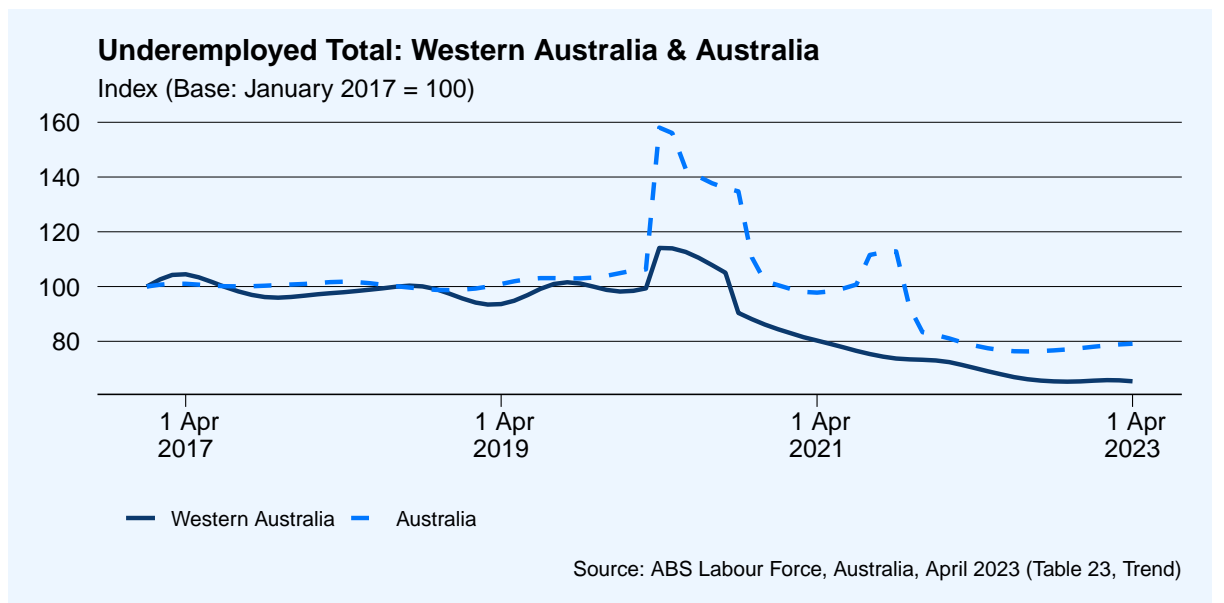
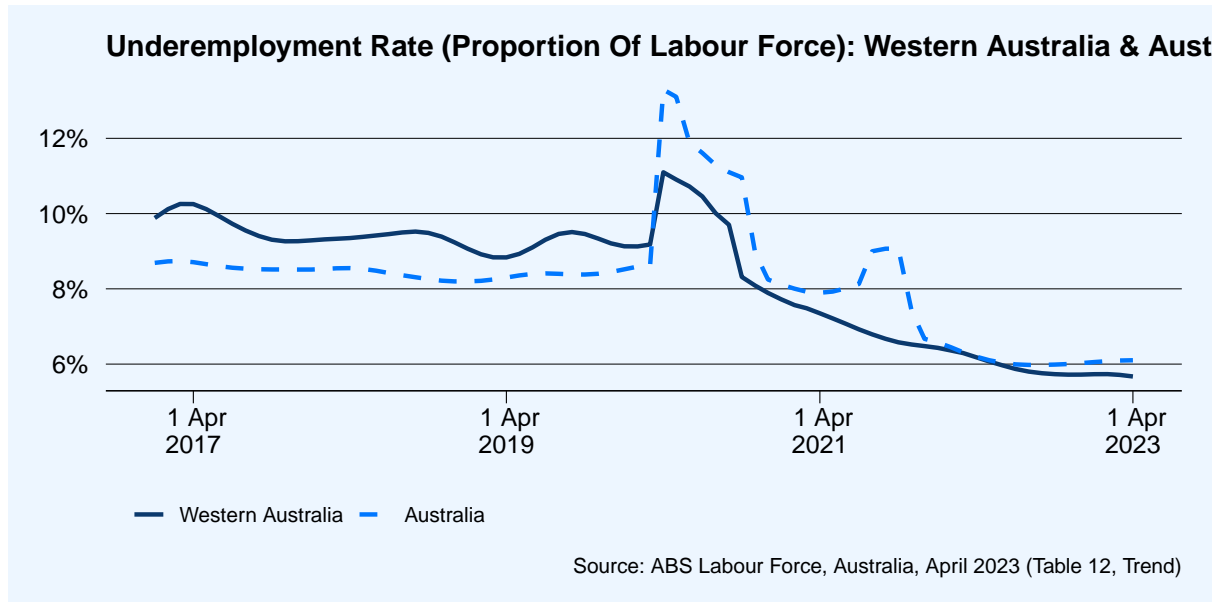
## Participation Rate

- The participation rate remained steady at 69.1%.
- Over the past year, the participation rate has decreased by 0.6 percentage points.
- Nationally, the participation rate in April remained steady at 66.7%.



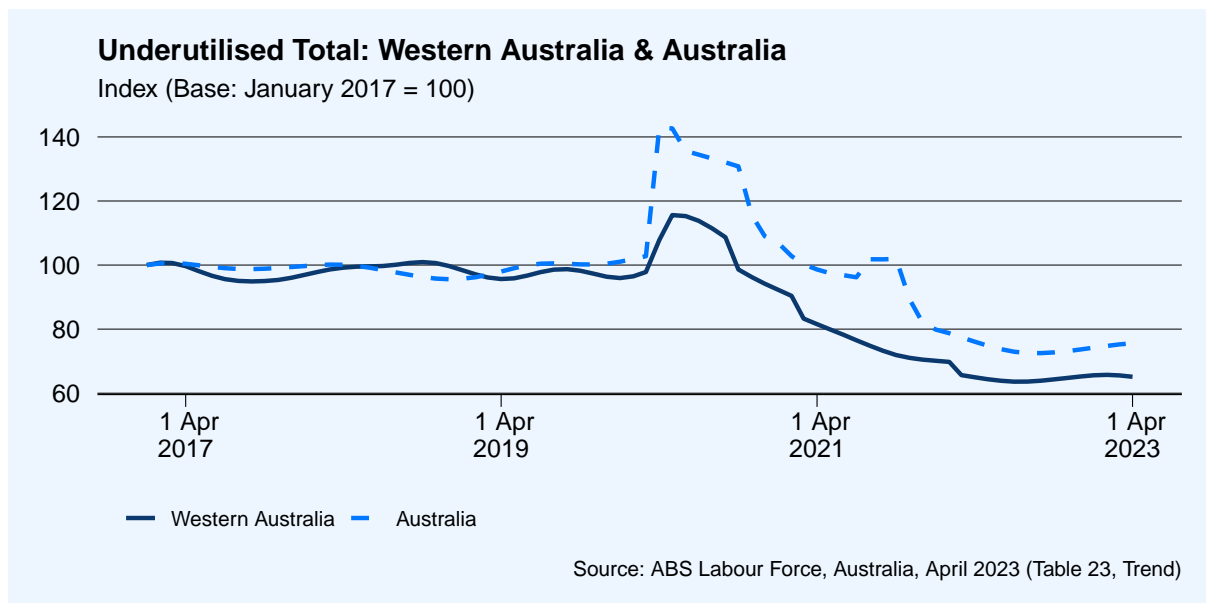
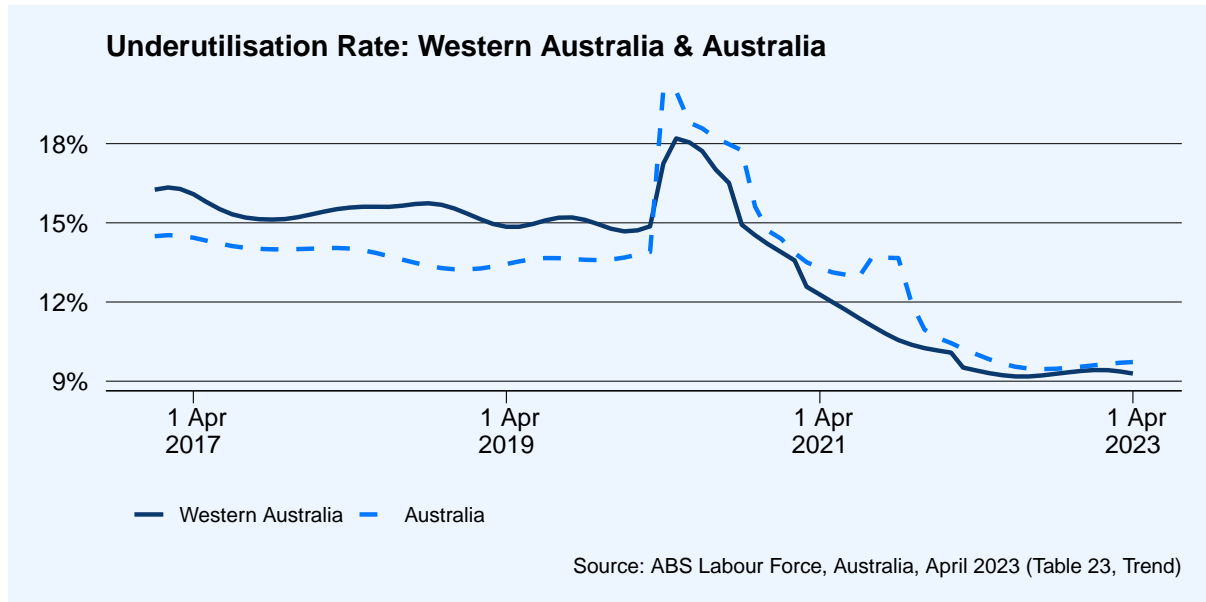
## Underemployment

- The underemployment rate remained steady at 5.7%. The total number of people underemployed has decreased by 490 (-0.5%) to 89,976 people.
- Over the past year, total underemployment has decreased by 6,660 (-7.4%).
- Nationally, the underemployment rate in April remained steady at 6.1% and the total number of people underemployed increased by 2,765 (0.3%) to 878,756.



## Underutilisation

- The underutilisation rate decreased by 0.1 percentage points to 9.3%. Over the past month, the number of underutilised people has decreased by 980 (-0.7%) to 147,388.
- Over the past year, underutilisation in Western Australia has increased by 344 (0.2%).
- Nationally the underutilisation rate in April remained steady at 9.7%, and the total number of underutilised people increased by 7,060 (0.5%) to 1.40 million.



### Hours Worked

- The total number of hours worked in all jobs increased by 1.22 million (0.6%) to 217.41 million.
- Over the past year, the number of hours worked in Western Australia has increased by 9.00 million (4.1%).
- Nationally, the total number of hours worked in April increased by 7.53 million (0.4%) to 1,933 million.

