



## Labour Market Brief Victoria

### Summary

The ABS Labour Force Survey data for **Victoria** released in May for April showed that in **trend** terms:

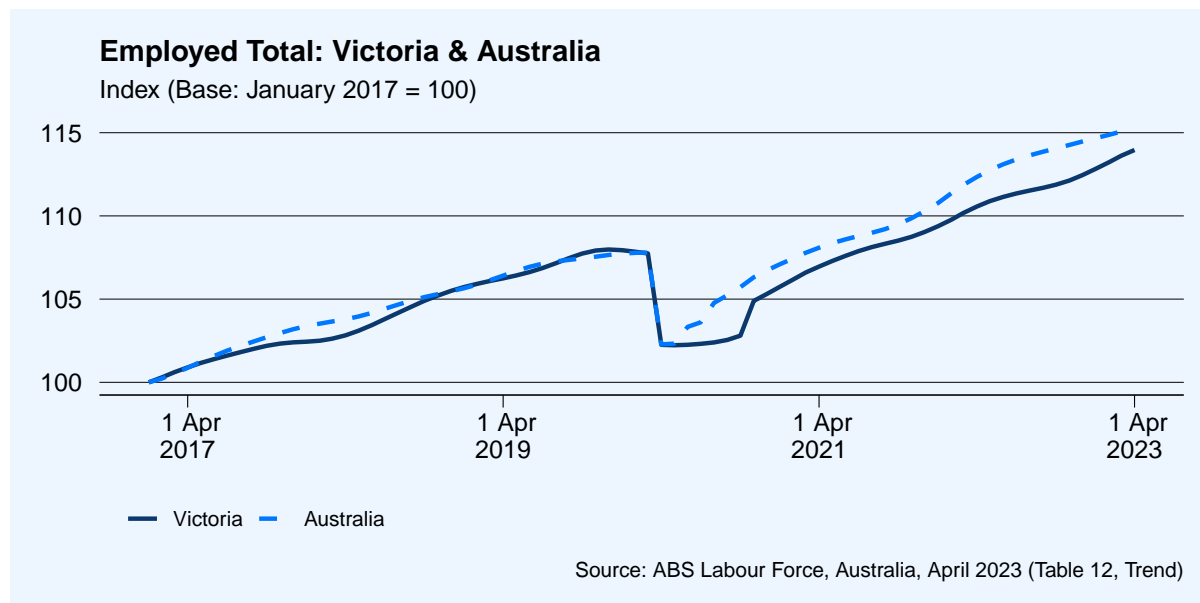
- Total *employment* increased by 11,011 (0.3%) to 3.59 million people.
  - Over the past year, employment in Victoria has increased by 107,035 (3.0%).
- Total *unemployment* increased by 1,554 (1.1%) to 142,291 people, and the *unemployment rate* remained steady at 3.8%.
  - Over the past year, unemployment in Victoria has increased by 2,827 (2.0%), and the unemployment rate has decreased by 0.1 percentage points.
- Total *underutilisation* has increased by 1,603 (0.4%) to 368,004 people, and the *underutilisation rate* remained steady at 9.9%.
  - Over the past year, total underutilisation has increased by 12,664 (3.4%) and the underutilisation rate has increased by 0.1 percentage points.

**Nationally** in April:

- Total *employment* increased by 23,986 (0.2%) to 13.88 million people.
  - Over the past year, employment in Australia has increased by 353,007 (2.5%).
- Total *unemployment* increased by 4,295 (0.8%) to 521,836 people and the *unemployment rate* remained steady at 3.6%.
  - Over the past year, unemployment in Australia has decreased by 16,065 (-3.1%) and the *unemployment rate* has decreased by 0.2 percentage points.
- Total *underutilisation* increased by 7,060 (0.5%) to 1.40 million people, and the *underutilisation rate* remained steady at 9.7%.
  - Over the past year, total underutilisation has decreased by 8,663 (-0.6%) and the underutilisation rate has decreased by 0.3 percentage points.

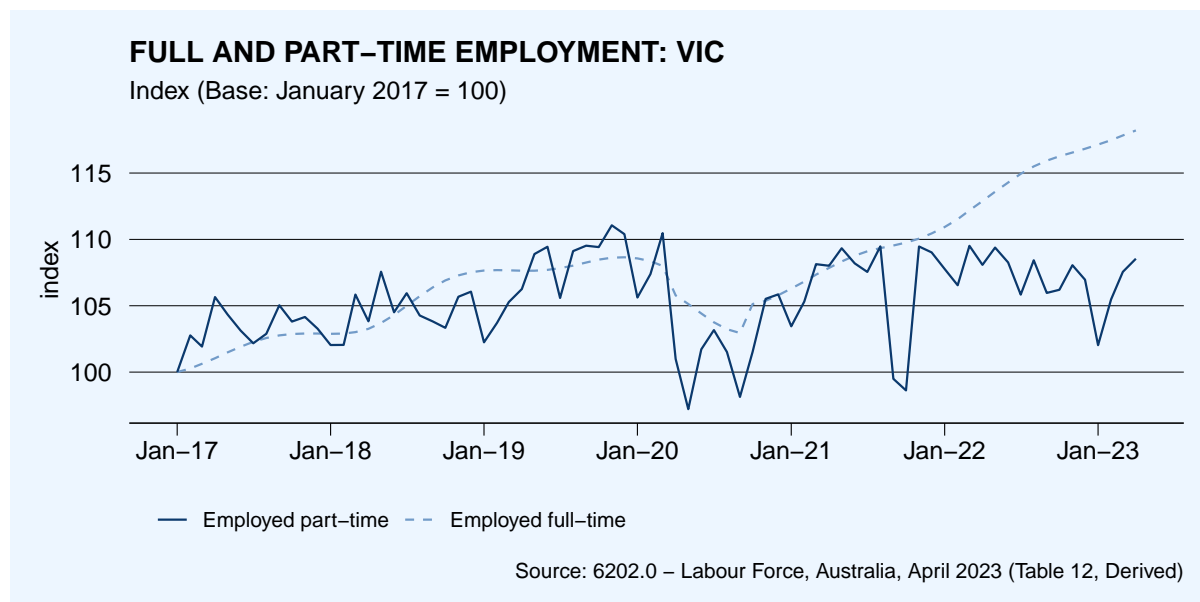
## Employment

- In April, trend employment in Victoria increased by 11,011 (0.3%) to 3.59 million people.
- Compared with April last year, total employment in Victoria has increased by 107,035 (3.0%).
- Nationally, employment in increased by 23,986 (0.2%) to 13.88 million people.



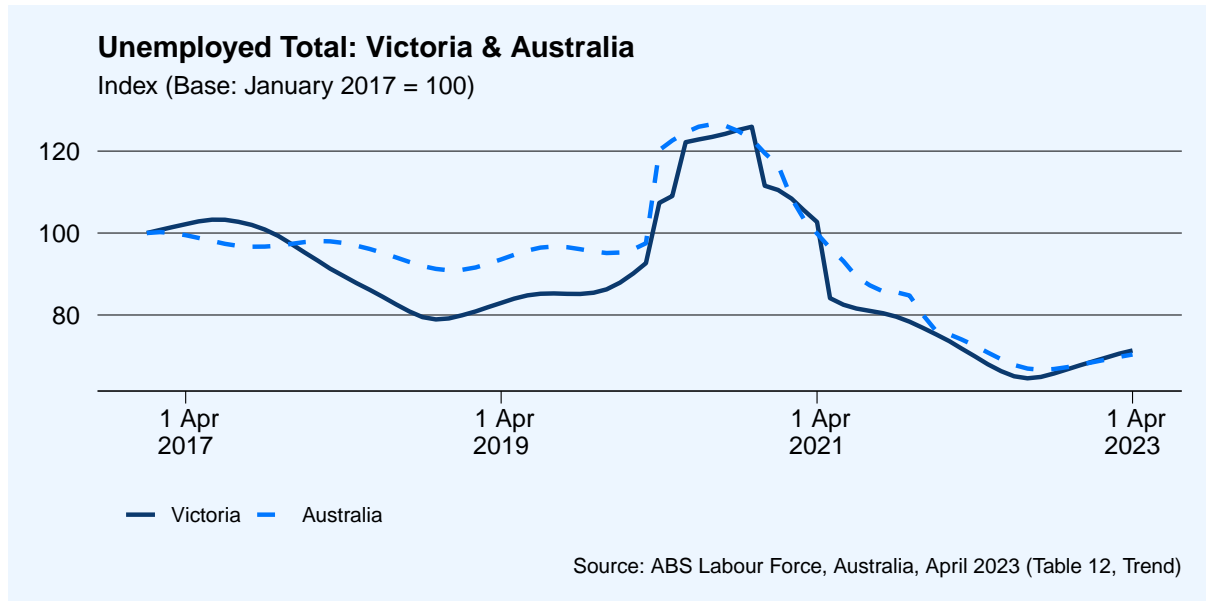
## Full and Part Time Employment

- Full-time employment in Victoria increased by 7,927 (0.3%) to 2.49 million in April, and has increased by 112,090 (4.5%) over the year.
- Part-time employment in Victoria, in original terms increased by 10,032 (0.9%) to 1.10 million in April. Part-time employment has increased by 4,695 (0.4%) over the last year.



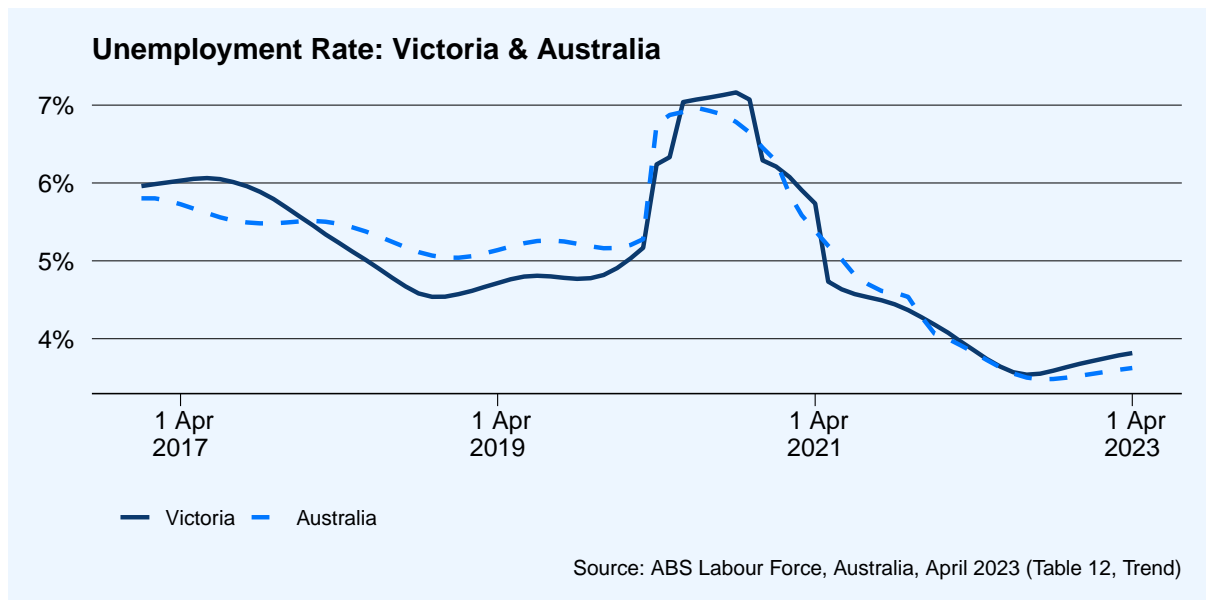
## Unemployment

- In April, the total number of unemployed people in Victoria increased by 1,554 (1.1%) to 142,291.
- Compared with April last year, unemployment in Victoria has increased by 2,827 (2.0%) people.
- Nationally, total unemployment in April increased by 4,295 (0.8%) to 521,836 people.



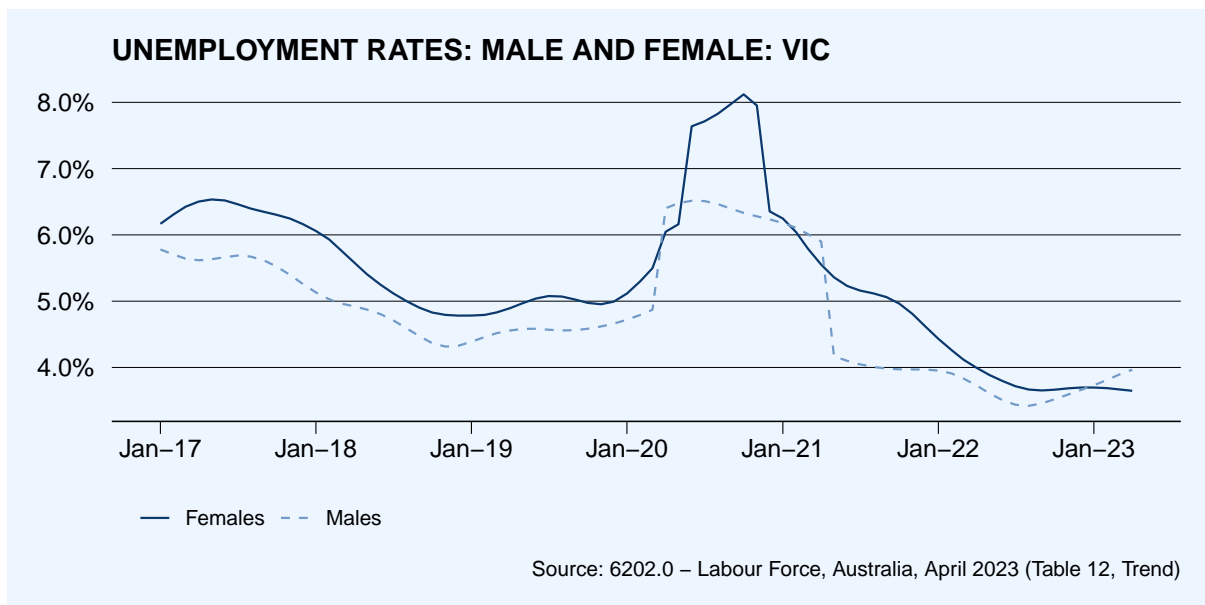
## Unemployment Rate

- In April, the trend unemployment rate in Victoria remained steady at 3.8%.
- Compared with April last year, the unemployment rate in Victoria has decreased by 0.1 percentage points.
- Nationally, unemployment remained steady at 3.6%



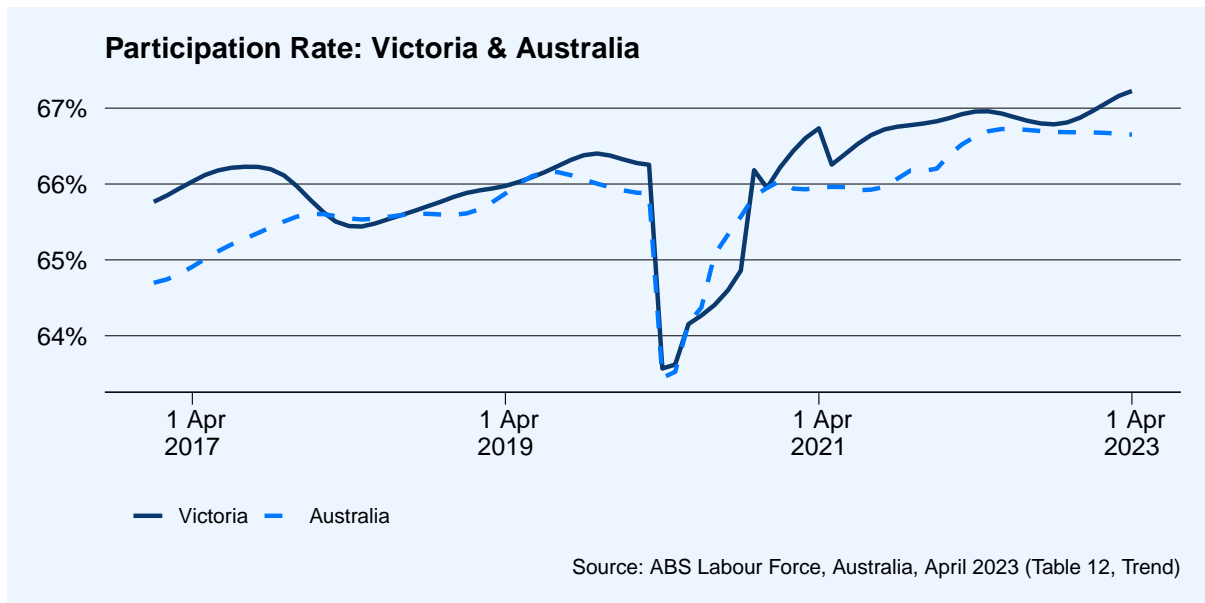
### Male and Female Unemployment Rates

- In April, the trend unemployment rate for males in Victoria increased by 0.1 percentage points to 4.0%.
- Compared with April last year male unemployment in Victoria has increased by 0.3 percentage points.
- In the same period, the trend unemployment rate for females in decreased by 0.1 percentage points to 3.6%.
- Compared with April last year female unemployment in Victoria has decreased by 0.4 percentage points.



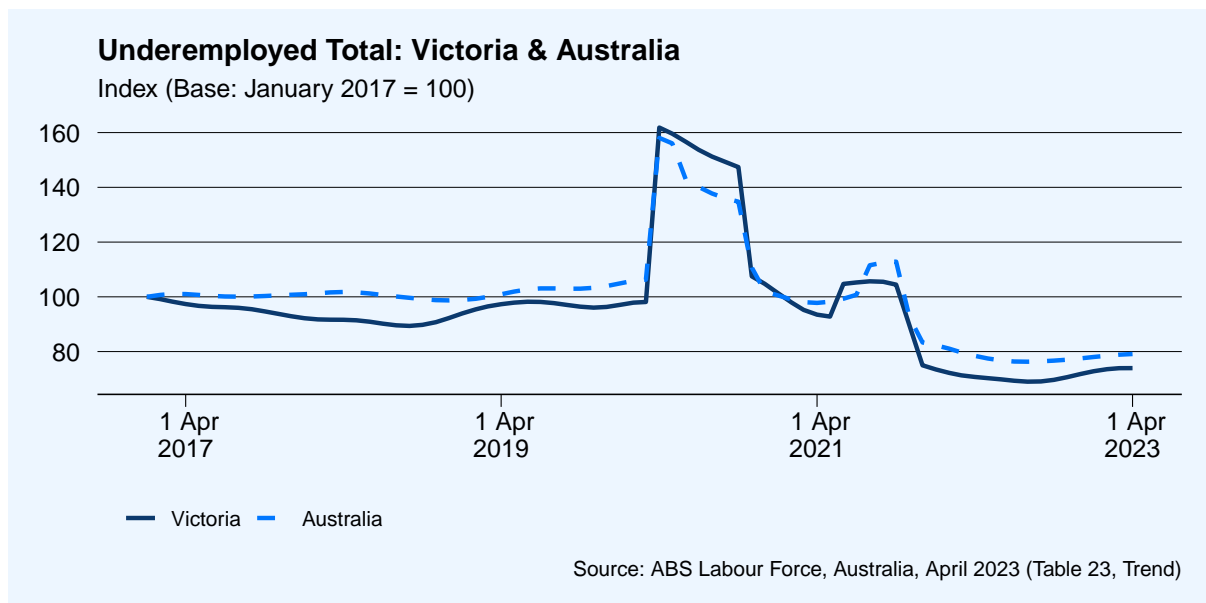
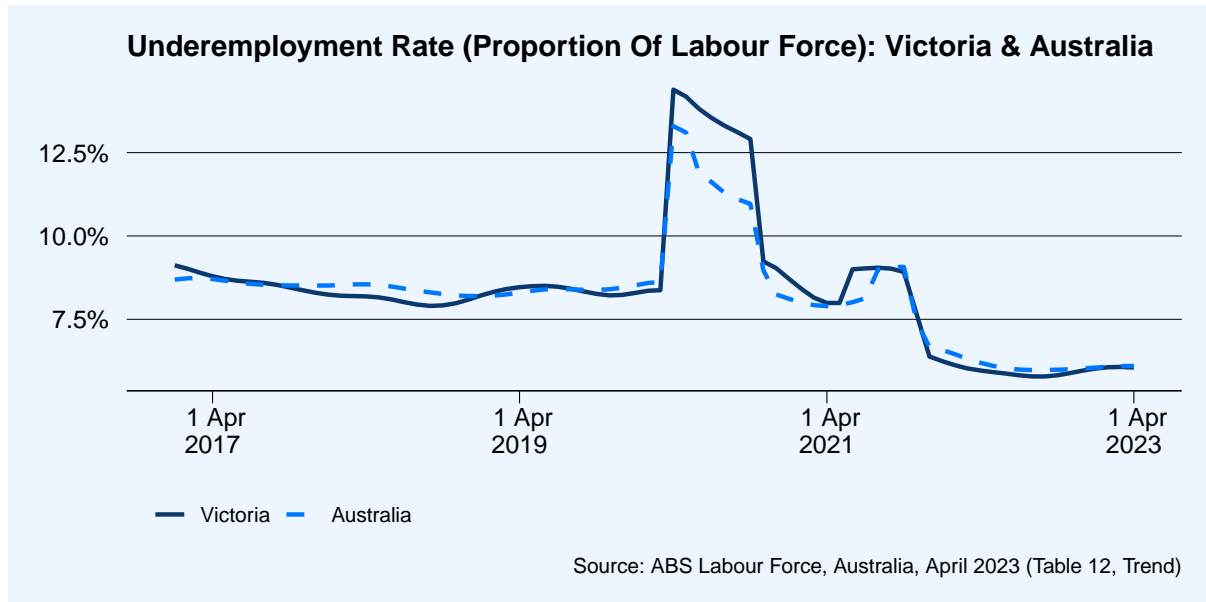
## Participation Rate

- The participation rate remained steady at 67.2%.
- Over the past year, the participation rate has increased by 0.2 percentage points.
- Nationally, the participation rate in April remained steady at 66.7%.



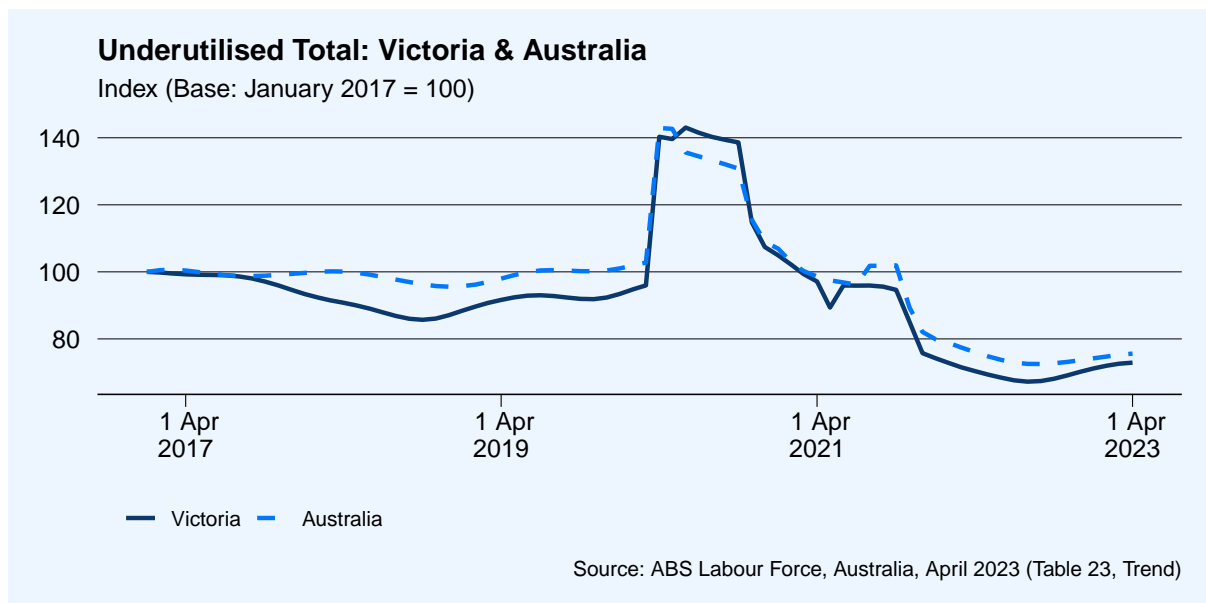
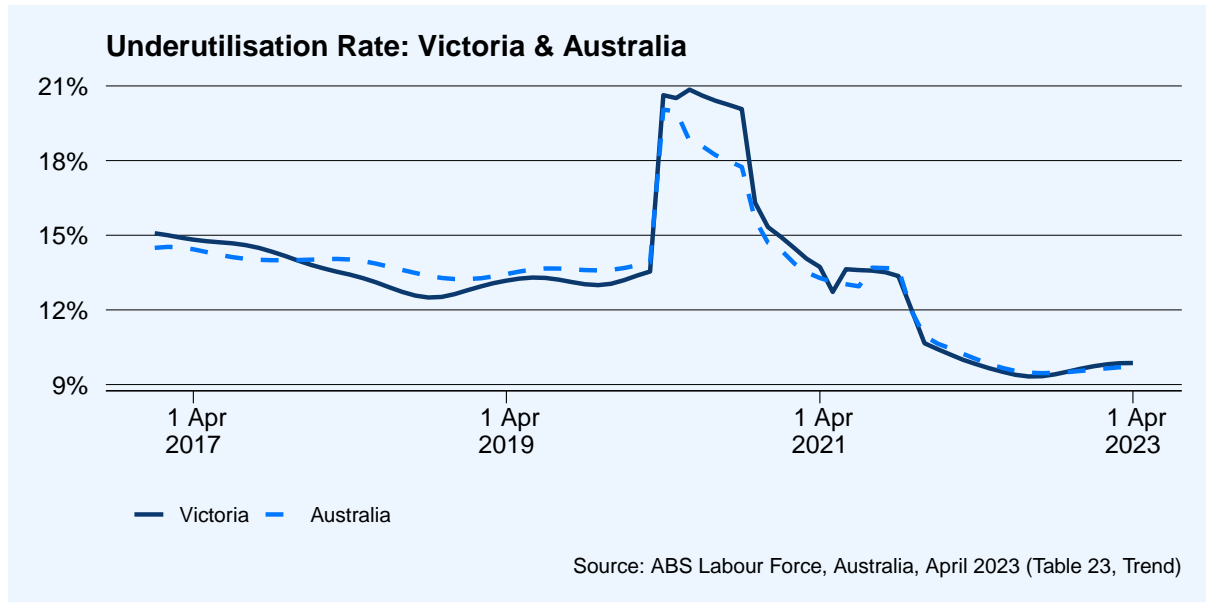
## Underemployment

- The underemployment rate remained steady at 6.1%. The total number of people underemployed has increased by 49 (0.0%) to 225,713 people.
- Over the past year, total underemployment has increased by 9,837 (4.4%).
- Nationally, the underemployment rate in April remained steady at 6.1% and the total number of people underemployed increased by 2,765 (0.3%) to 878,756.



## Underutilisation

- The underutilisation rate remained steady at 9.9%. Over the past month, the number of underutilised people has increased by 1,603 (0.4%) to 368,004.
- Over the past year, underutilisation in Victoria has increased by 12,664 (3.4%).
- Nationally the underutilisation rate in April remained steady at 9.7%, and the total number of underutilised people increased by 7,060 (0.5%) to 1.40 million.



### Hours Worked

- The total number of hours worked in all jobs increased by 4.82 million (1.0%) to 500.56 million.
- Over the past year, the number of hours worked in Victoria has increased by 33.34 million (6.7%).
- Nationally, the total number of hours worked in April increased by 7.53 million (0.4%) to 1,933 million.

