



## Labour Market Brief Tasmania

### Summary

The ABS Labour Force Survey data for **Tasmania** released in May for April showed that in **trend** terms:

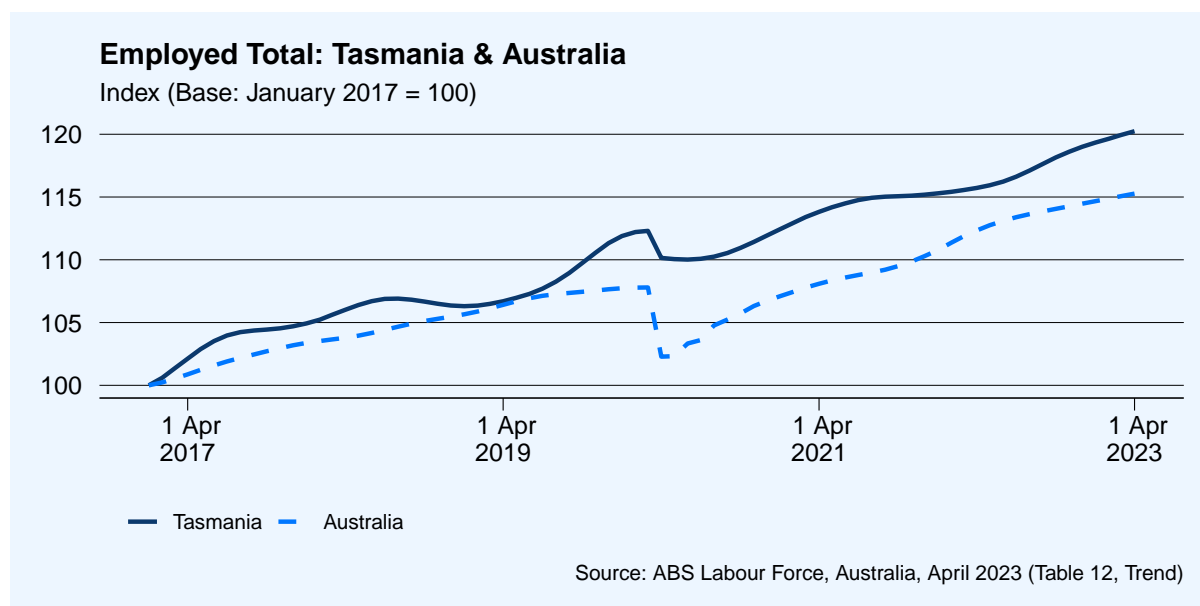
- Total *employment* increased by 720 (0.2%) to 291,558 people.
  - Over the past year, employment in Tasmania has increased by 10,953 (3.8%).
- Total *unemployment* increased by 3 (0.0%) to 11,661 people, and the *unemployment rate* decreased by 0.1 percentage points to 3.8%.
  - Over the past year, unemployment in Tasmania has decreased by 316 (-2.7%), and the unemployment rate has decreased by 0.3 percentage points.
- Total *underutilisation* has decreased by 21 (-0.1%) to 34,683 people, and the *underutilisation rate* decreased by 0.1 percentage points to 11.4%.
  - Over the past year, total underutilisation has increased by 2,768 (8.0%) and the underutilisation rate has increased by 0.5 percentage points.

**Nationally** in April:

- Total *employment* increased by 23,986 (0.2%) to 13.88 million people.
  - Over the past year, employment in Australia has increased by 353,007 (2.5%).
- Total *unemployment* increased by 4,295 (0.8%) to 521,836 people and the *unemployment rate* remained steady at 3.6%.
  - Over the past year, unemployment in Australia has decreased by 16,065 (-3.1%) and the *unemployment rate* has decreased by 0.2 percentage points.
- Total *underutilisation* increased by 7,060 (0.5%) to 1.40 million people, and the *underutilisation rate* remained steady at 9.7%.
  - Over the past year, total underutilisation has decreased by 8,663 (-0.6%) and the underutilisation rate has decreased by 0.3 percentage points.

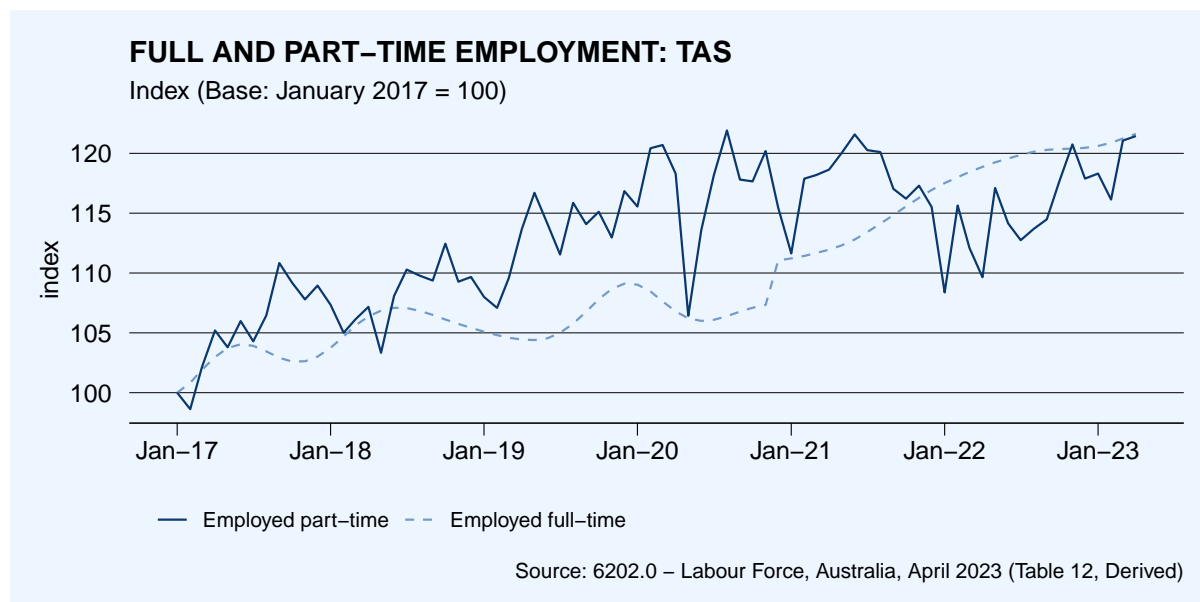
## Employment

- In April, trend employment in Tasmania increased by 720 (0.2%) to 291,558 people.
- Compared with April last year, total employment in Tasmania has increased by 10,953 (3.8%).
- Nationally, employment in increased by 23,986 (0.2%) to 13.88 million people.



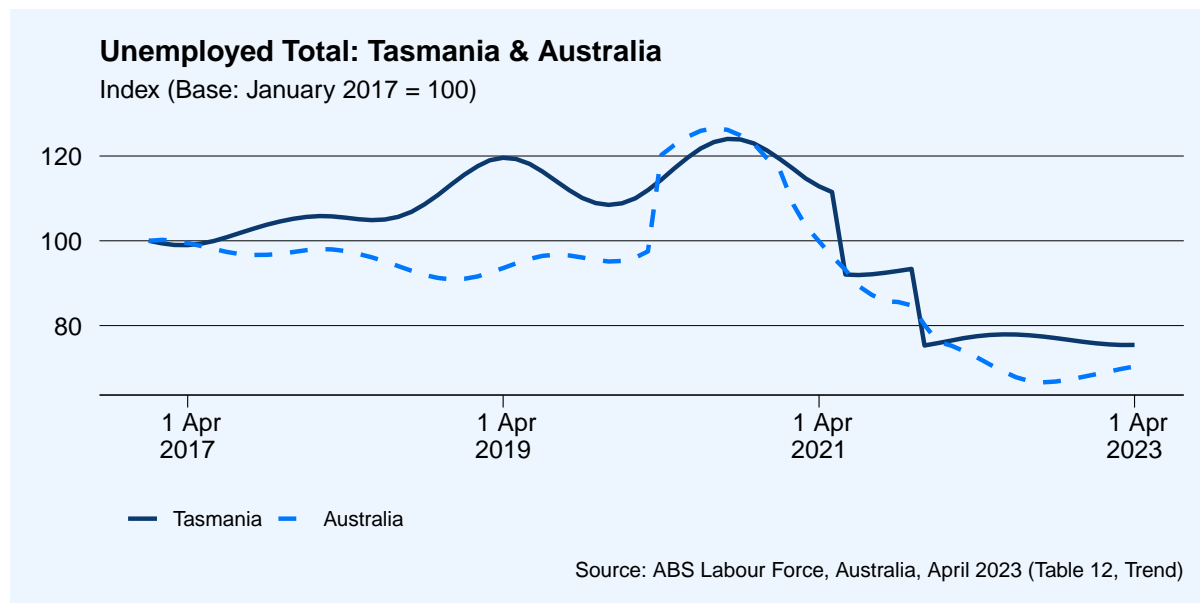
## Full and Part Time Employment

- Full-time employment in Tasmania increased by 590 (0.3%) to 186,242 in April, and has increased by 4,216 (2.3%) over the year.
- Part-time employment in Tasmania, in original terms increased by 334 (0.3%) to 107,147 in April. Part-time employment has increased by 10,409 (9.7%) over the last year.



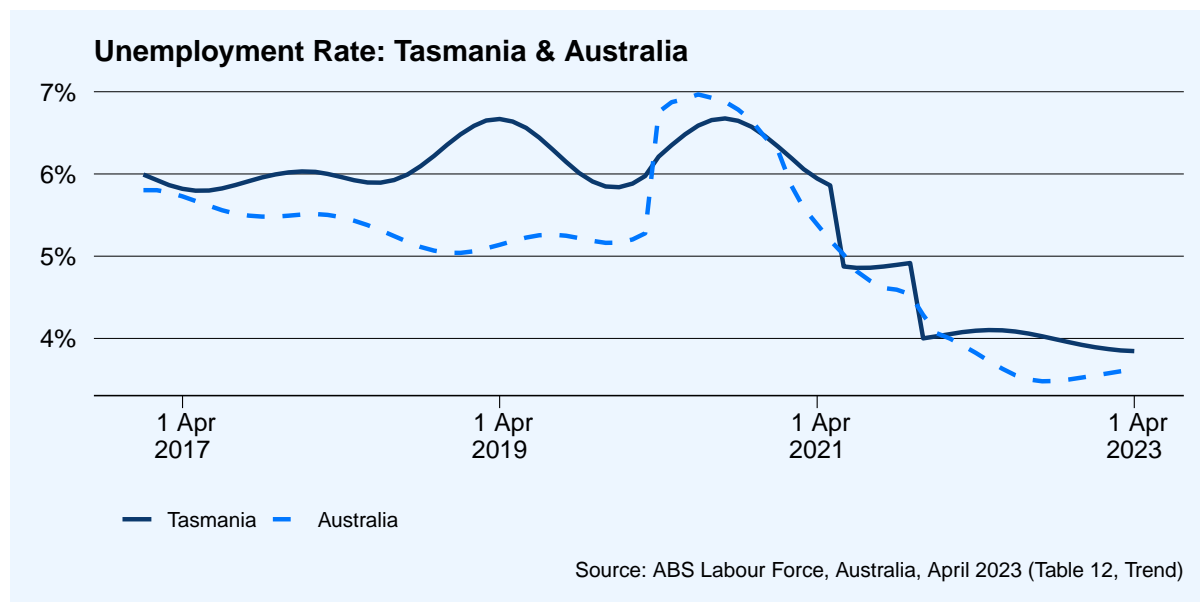
## Unemployment

- In April, the total number of unemployed people in Tasmania increased by 3 (0.0%) to 11,661.
- Compared with April last year, unemployment in Tasmania has decreased by 316 (-2.7%) people.
- Nationally, total unemployment in April increased by 4,295 (0.8%) to 521,836 people.



## Unemployment Rate

- In April, the trend unemployment rate in Tasmania decreased by 0.1 percentage points to 3.8%.
- Compared with April last year, the unemployment rate in Tasmania has decreased by 0.3 percentage points.
- Nationally, unemployment remained steady at 3.6%

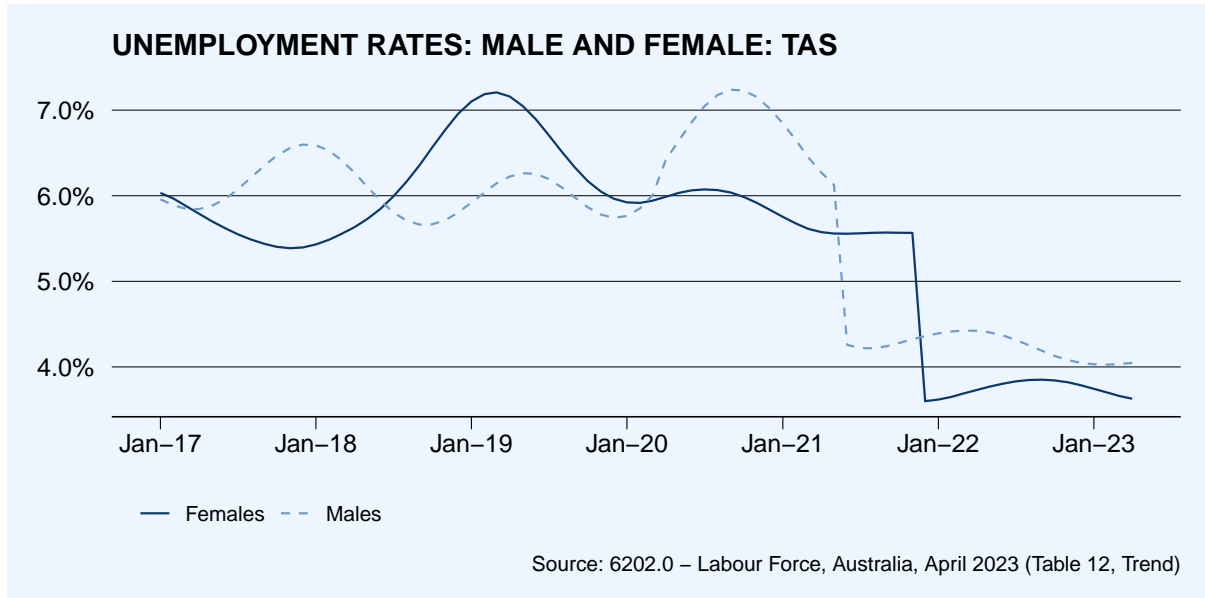


## Male and Female Unemployment Rates

- In April, the trend unemployment rate for males in Tasmania remained steady at 4.0%.

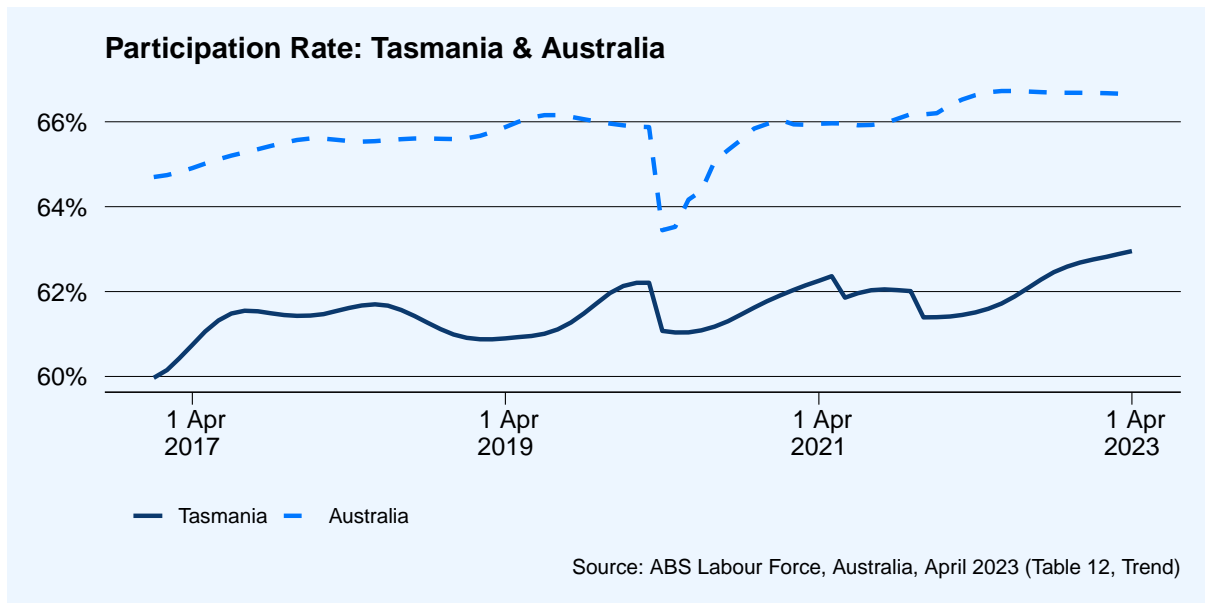


- Compared with April last year male unemployment in Tasmania has decreased by 0.4 percentage points.
- In the same period, the trend unemployment rate for females in decreased by 0.1 percentage points to 3.6%.
- Compared with April last year female unemployment in Tasmania has decreased by 0.1 percentage points.



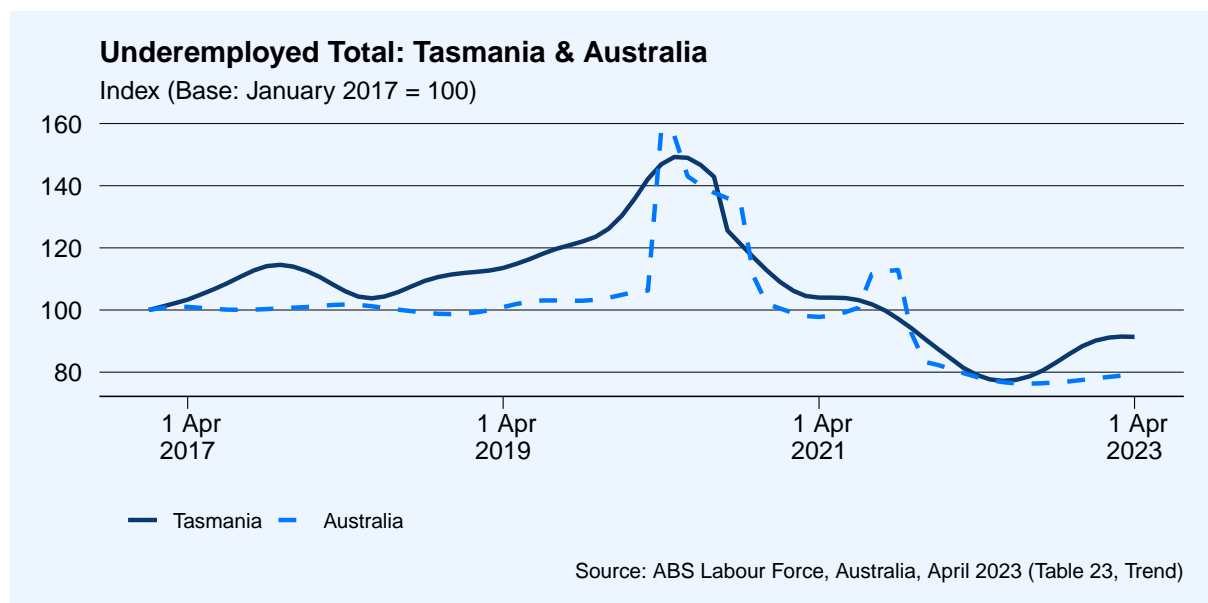
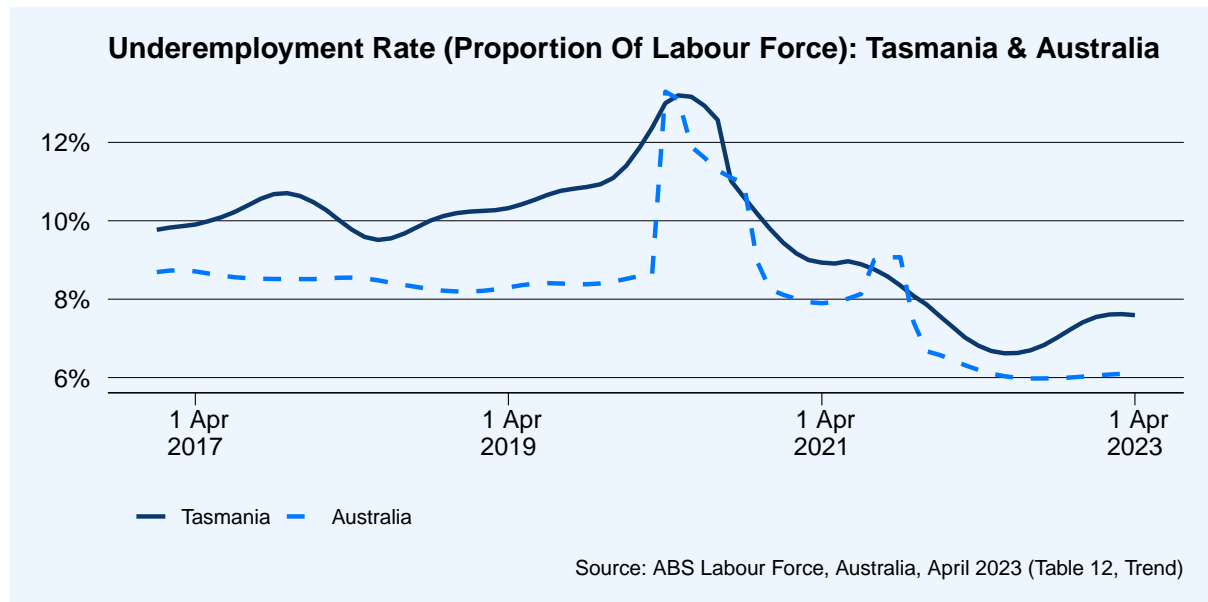
## Participation Rate

- The participation rate increased by 0.1 percentage points to 63.0%.
- Over the past year, the participation rate has increased by 1.5 percentage points.
- Nationally, the participation rate in April remained steady at 66.7%.



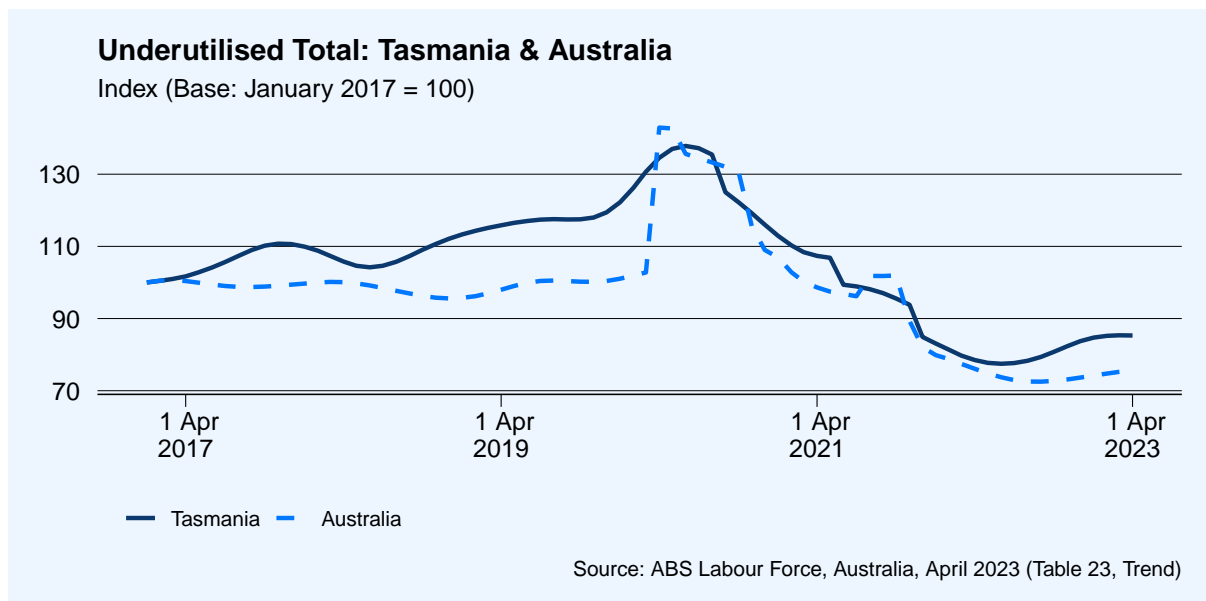
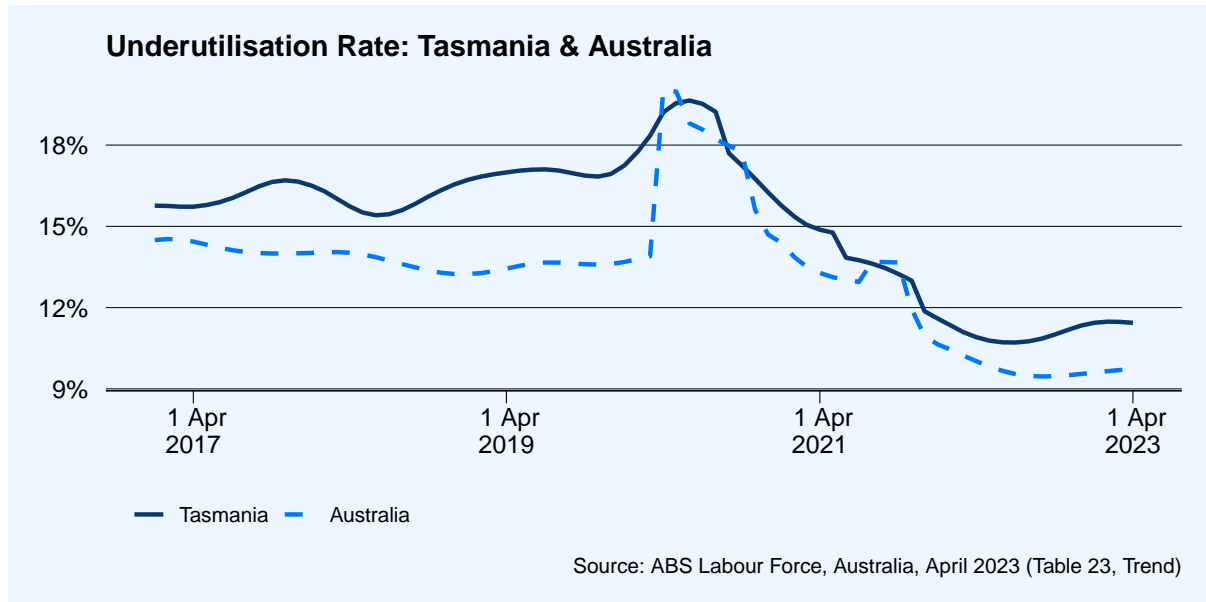
## Underemployment

- The underemployment rate remained steady at 7.6%. The total number of people underemployed has decreased by 24 (-0.1%) to 23,023 people.
- Over the past year, total underemployment has increased by 3,085 (13.4%).
- Nationally, the underemployment rate in April remained steady at 6.1% and the total number of people underemployed increased by 2,765 (0.3%) to 878,756.



## Underutilisation

- The underutilisation rate decreased by 0.1 percentage points to 11.4%. Over the past month, the number of underutilised people has decreased by 21 (-0.1%) to 34,683.
- Over the past year, underutilisation in Tasmania has increased by 2,768 (8.0%).
- Nationally the underutilisation rate in April remained steady at 9.7%, and the total number of underutilised people increased by 7,060 (0.5%) to 1.40 million.



### Hours Worked

- The total number of hours worked in all jobs increased by 250,840 (0.6%) to 38.94 million.
- Over the past year, the number of hours worked in Tasmania has increased by 2.72 million (7.0%).
- Nationally, the total number of hours worked in April increased by 7.53 million (0.4%) to 1,933 million.

