



Labour Market Brief South Australia

Summary

The ABS Labour Force Survey data for **South Australia** released in May for April showed that in **trend** terms:

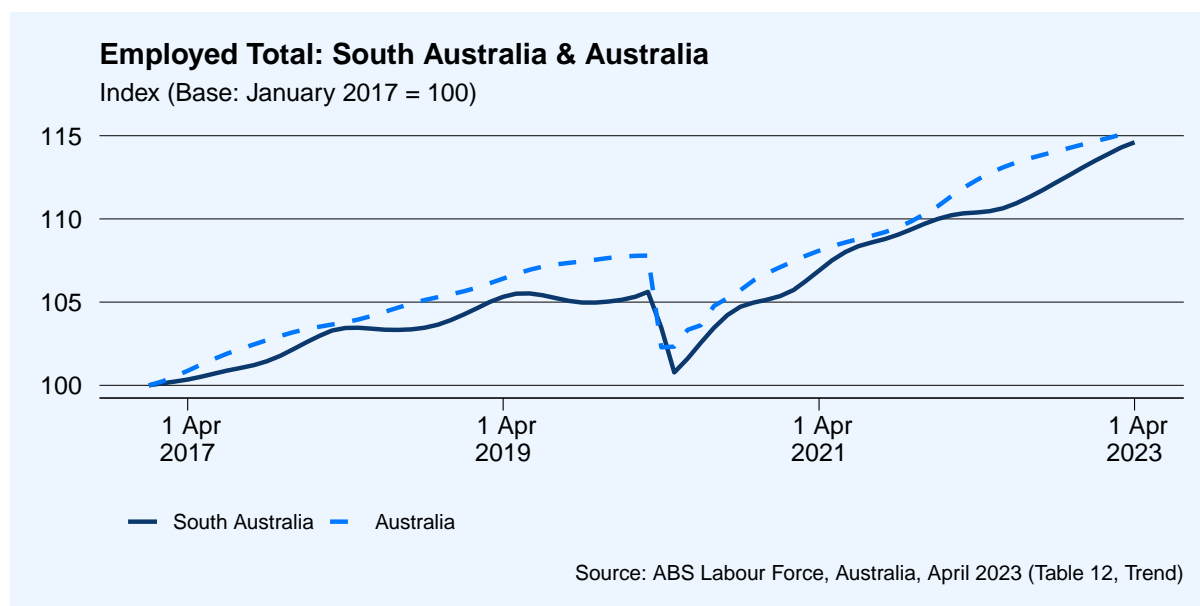
- Total *employment* increased by 2,558 (0.3%) to 941,798 people.
 - Over the past year, employment in South Australia has increased by 34,674 (3.7%).
- Total *unemployment* increased by 398 (1.0%) to 39,676 people, and the *unemployment rate* remained steady at 4.0%.
 - Over the past year, unemployment in South Australia has decreased by 4,140 (-10.4%), and the *unemployment rate* has decreased by 0.6 percentage points.
- Total *underutilisation* has increased by 1,408 (1.3%) to 112,050 people, and the *underutilisation rate* increased by 0.1 percentage points to 11.4%.
 - Over the past year, total underutilisation has decreased by 1,396 (-1.2%) and the *underutilisation rate* has decreased by 0.5 percentage points.

Nationally in April:

- Total *employment* increased by 23,986 (0.2%) to 13.88 million people.
 - Over the past year, employment in Australia has increased by 353,007 (2.5%).
- Total *unemployment* increased by 4,295 (0.8%) to 521,836 people and the *unemployment rate* remained steady at 3.6%.
 - Over the past year, unemployment in Australia has decreased by 16,065 (-3.1%) and the *unemployment rate* has decreased by 0.2 percentage points.
- Total *underutilisation* increased by 7,060 (0.5%) to 1.40 million people, and the *underutilisation rate* remained steady at 9.7%.
 - Over the past year, total underutilisation has decreased by 8,663 (-0.6%) and the *underutilisation rate* has decreased by 0.3 percentage points.

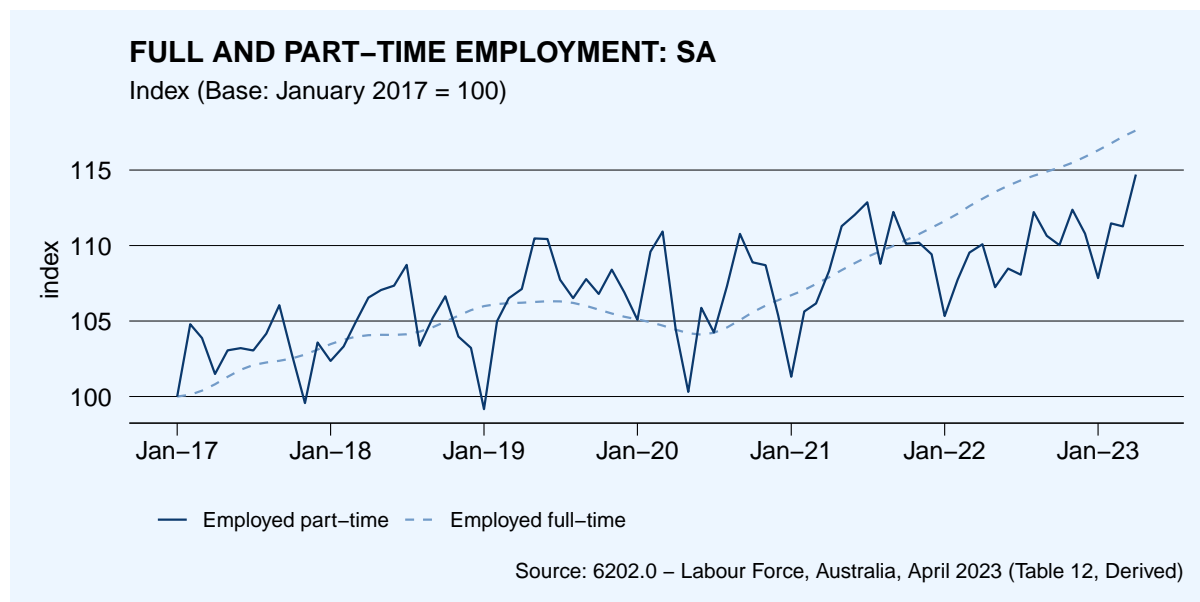
Employment

- In April, trend employment in South Australia increased by 2,558 (0.3%) to 941,798 people.
- Compared with April last year, total employment in South Australia has increased by 34,674 (3.7%).
- Nationally, employment in increased by 23,986 (0.2%) to 13.88 million people.



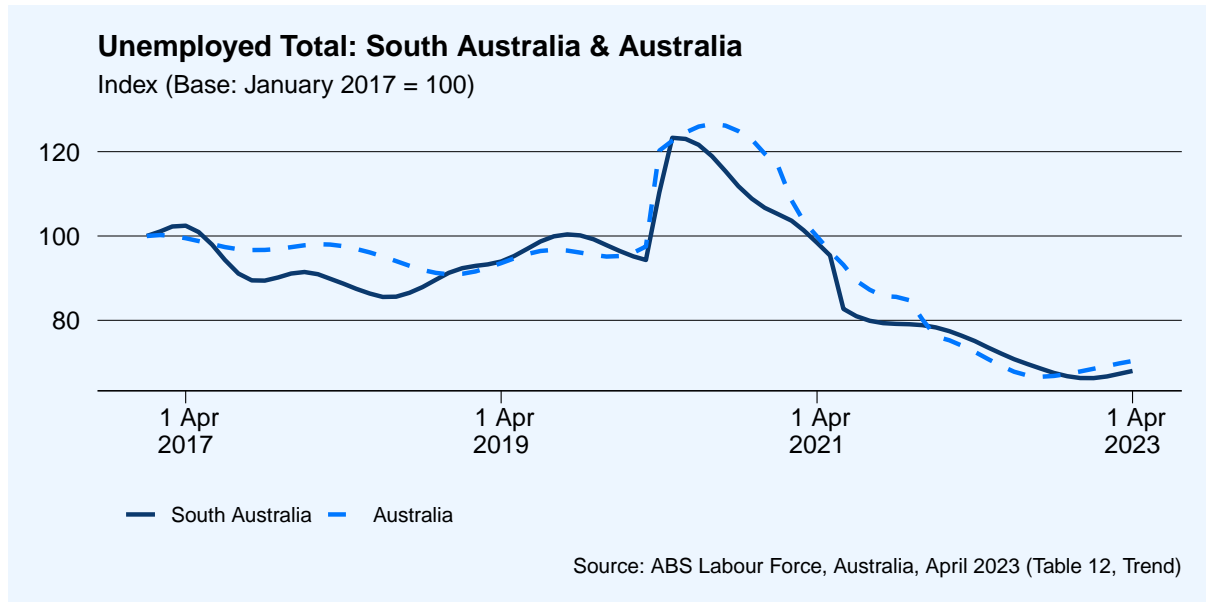
Full and Part Time Employment

- Full-time employment in South Australia increased by 2,179 (0.4%) to 620,519 in April, and has increased by 23,872 (3.8%) over the year.
- Part-time employment in South Australia, in original terms increased by 9,754 (3.0%) to 325,863 in April. Part-time employment has increased by 13,115 (4.0%) over the last year.



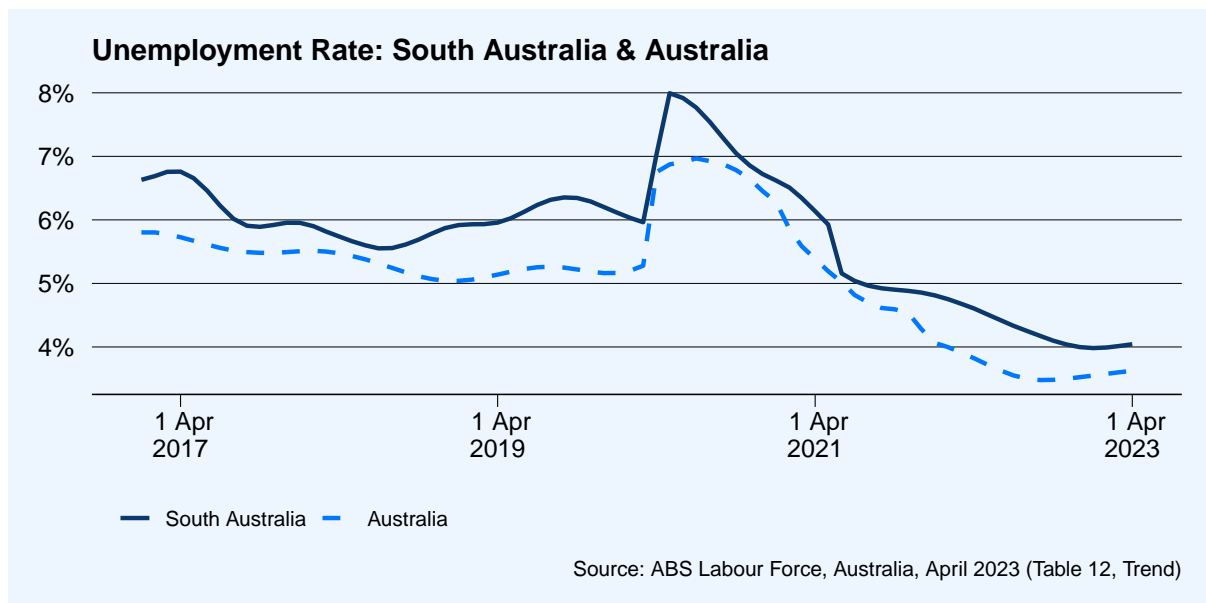
Unemployment

- In April, the total number of unemployed people in South Australia increased by 398 (1.0%) to 39,676.
- Compared with April last year, unemployment in South Australia has decreased by 4,140 (-10.4%) people.
- Nationally, total unemployment in April increased by 4,295 (0.8%) to 521,836 people.



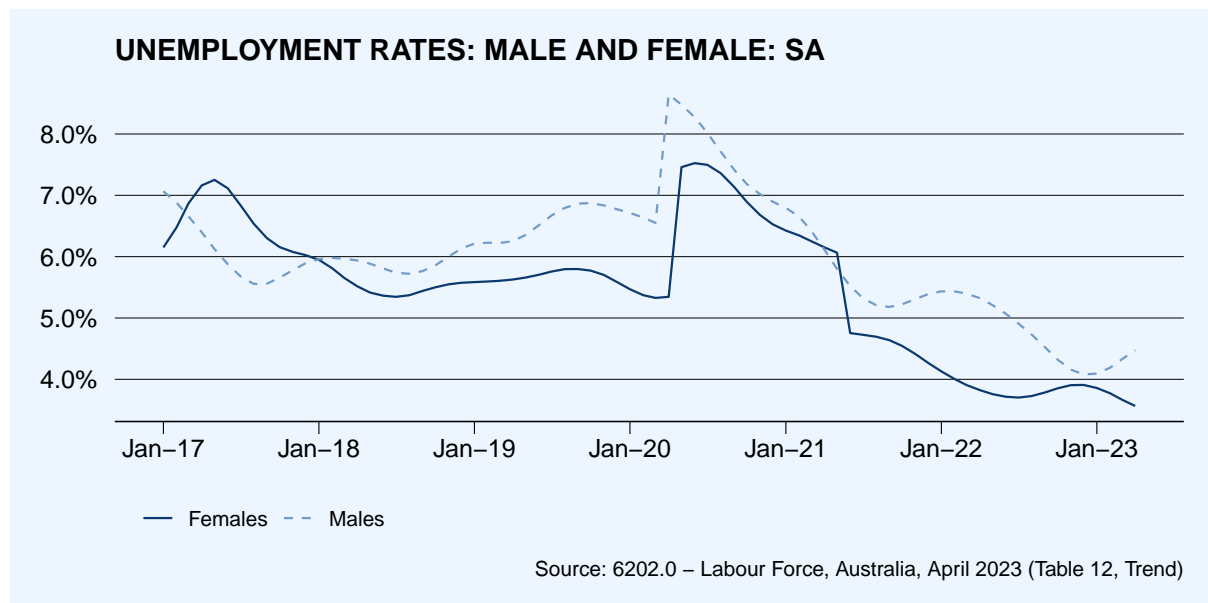
Unemployment Rate

- In April, the trend unemployment rate in South Australia remained steady at 4.0%.
- Compared with April last year, the unemployment rate in South Australia has decreased by 0.6 percentage points.
- Nationally, unemployment remained steady at 3.6%



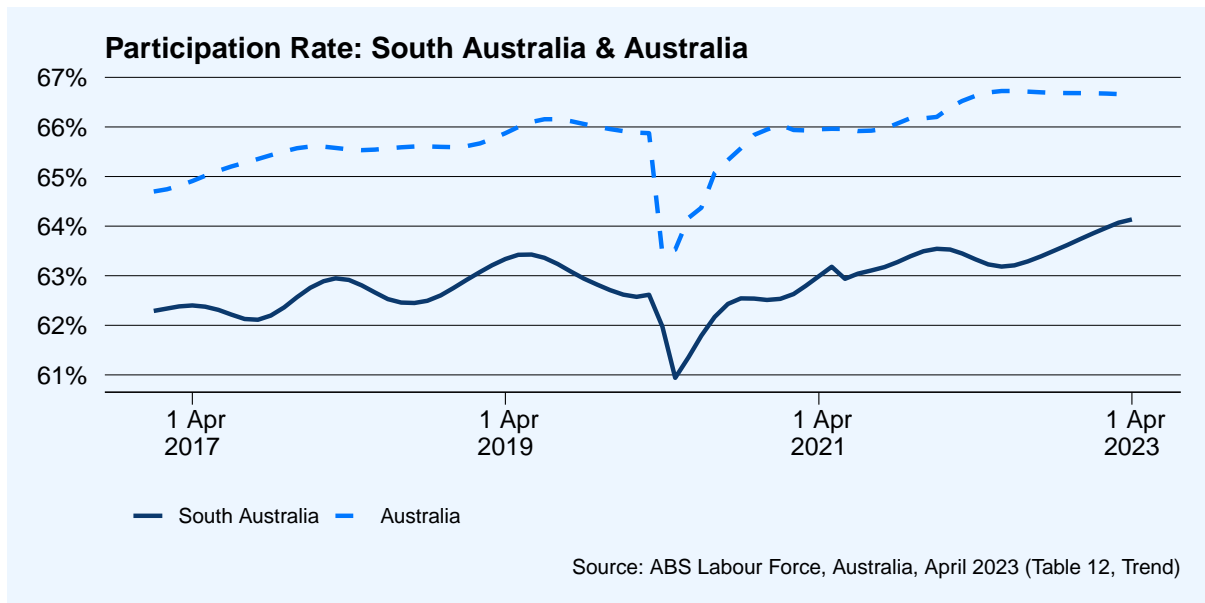
Male and Female Unemployment Rates

- In April, the trend unemployment rate for males in South Australia increased by 0.2 percentage points to 4.5%.
- Compared with April last year male unemployment in South Australia has decreased by 0.8 percentage points.
- In the same period, the trend unemployment rate for females in decreased by 0.1 percentage points to 3.6%.
- Compared with April last year female unemployment in South Australia has decreased by 0.2 percentage points.



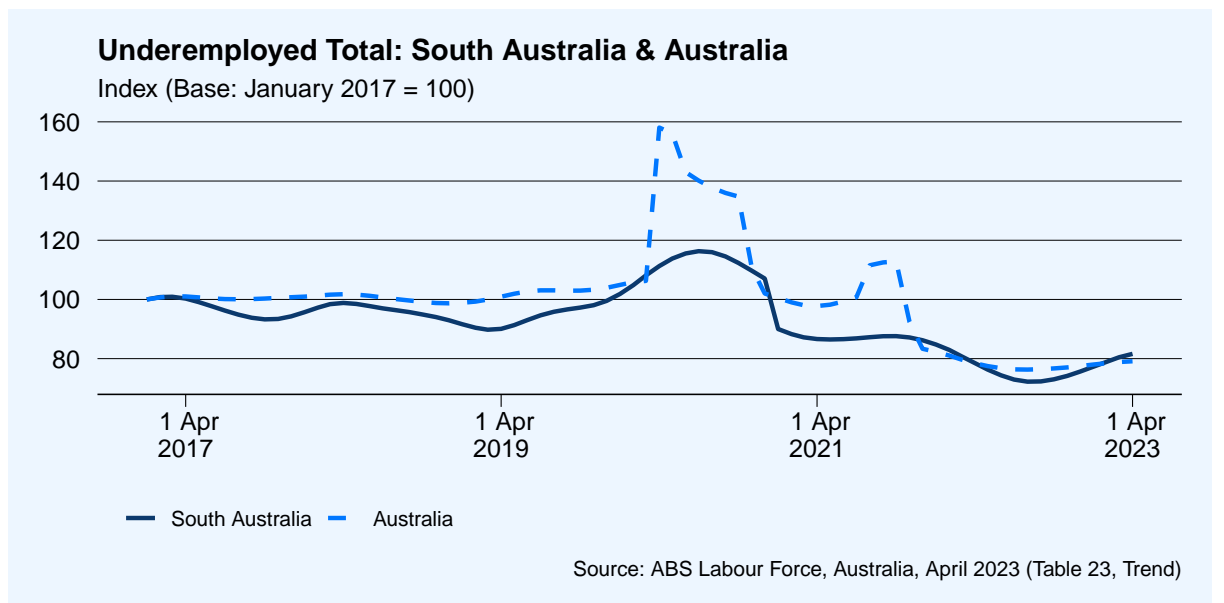
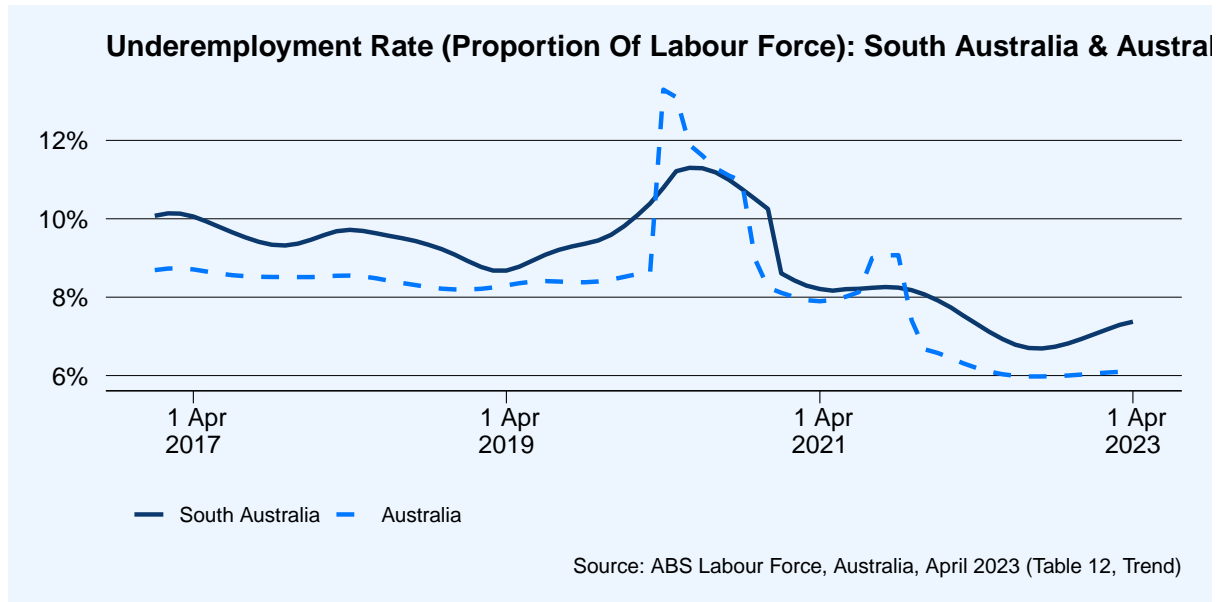
Participation Rate

- The participation rate remained steady at 64.1%.
- Over the past year, the participation rate has increased by 0.8 percentage points.
- Nationally, the participation rate in April remained steady at 66.7%.



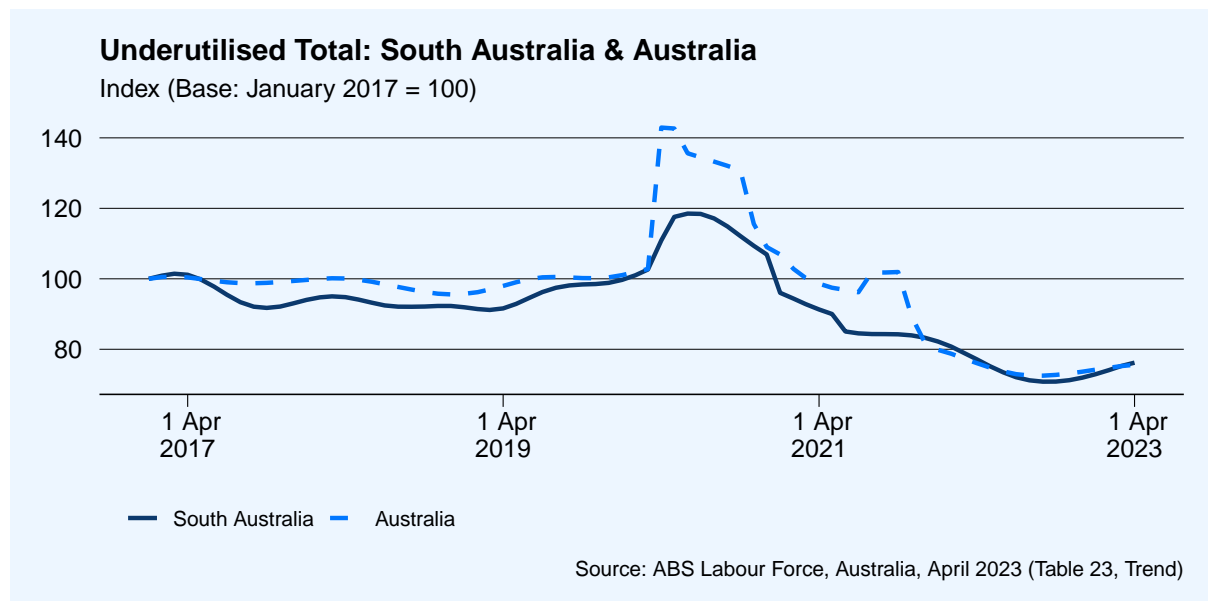
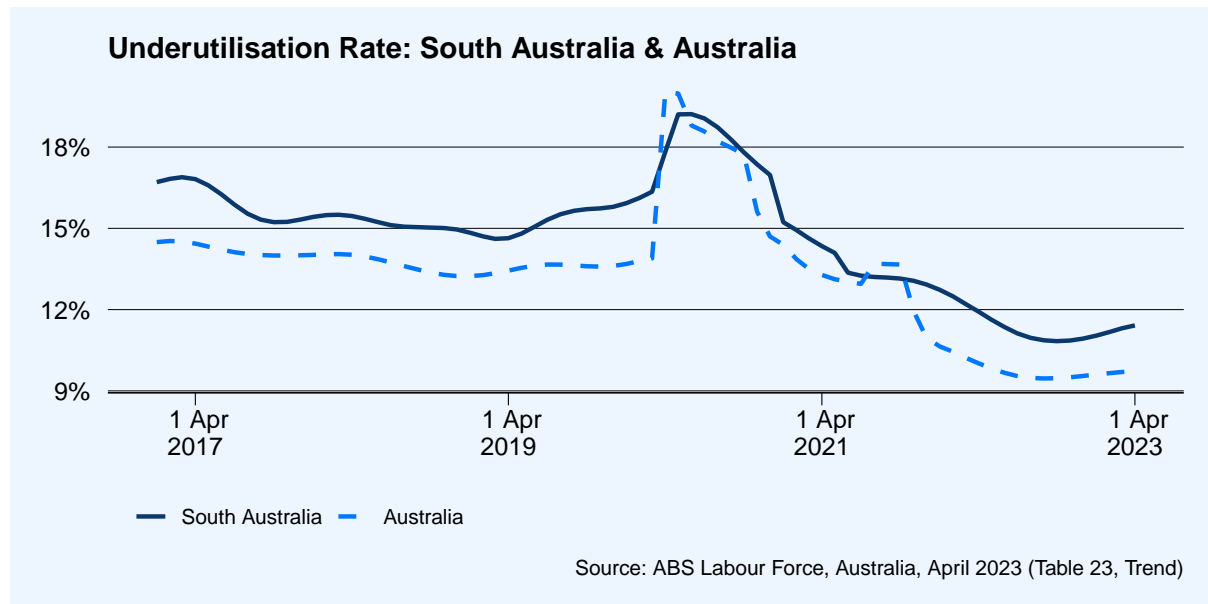
Underemployment

- The underemployment rate increased by 0.1 percentage points to 7.4%. The total number of people underemployed has increased by 1,010 (1.4%) to 72,374 people.
- Over the past year, total underemployment has increased by 2,744 (3.8%).
- Nationally, the underemployment rate in April remained steady at 6.1% and the total number of people underemployed increased by 2,765 (0.3%) to 878,756.



Underutilisation

- The underutilisation rate increased by 0.1 percentage points to 11.4%. Over the past month, the number of underutilised people has increased by 1,408 (1.3%) to 112,050.
- Over the past year, underutilisation in South Australia has decreased by 1,396 (-1.2%).
- Nationally the underutilisation rate in April remained steady at 9.7%, and the total number of underutilised people increased by 7,060 (0.5%) to 1.40 million.



Hours Worked

- The total number of hours worked in all jobs increased by 693,720 (0.5%) to 127.56 million.
- Over the past year, the number of hours worked in South Australia has increased by 7.51 million (5.9%).
- Nationally, the total number of hours worked in April increased by 7.53 million (0.4%) to 1,933 million.

