



Labour Market Brief Queensland

Summary

The ABS Labour Force Survey data for **Queensland** released in May for April showed that in **trend** terms:

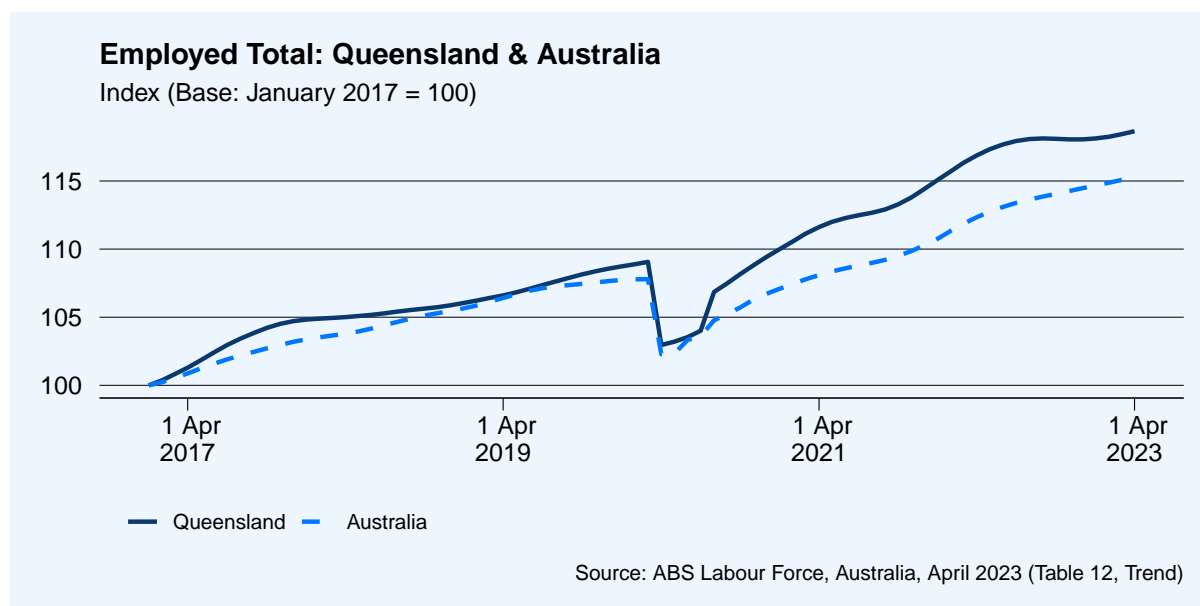
- Total *employment* increased by 5,331 (0.2%) to 2.80 million people.
 - Over the past year, employment in Queensland has increased by 41,879 (1.5%).
- Total *unemployment* increased by 277 (0.2%) to 111,697 people, and the *unemployment rate* remained steady at 3.8%.
 - Over the past year, unemployment in Queensland has decreased by 6,254 (-5.6%), and the unemployment rate has decreased by 0.3 percentage points.
- Total *underutilisation* has increased by 46 (0.0%) to 299,226 people, and the *underutilisation rate* remained steady at 10.3%.
 - Over the past year, total underutilisation has decreased by 4,155 (-1.4%) and the underutilisation rate has decreased by 0.3 percentage points.

Nationally in April:

- Total *employment* increased by 23,986 (0.2%) to 13.88 million people.
 - Over the past year, employment in Australia has increased by 353,007 (2.5%).
- Total *unemployment* increased by 4,295 (0.8%) to 521,836 people and the *unemployment rate* remained steady at 3.6%.
 - Over the past year, unemployment in Australia has decreased by 16,065 (-3.1%) and the *unemployment rate* has decreased by 0.2 percentage points.
- Total *underutilisation* increased by 7,060 (0.5%) to 1.40 million people, and the *underutilisation rate* remained steady at 9.7%.
 - Over the past year, total underutilisation has decreased by 8,663 (-0.6%) and the underutilisation rate has decreased by 0.3 percentage points.

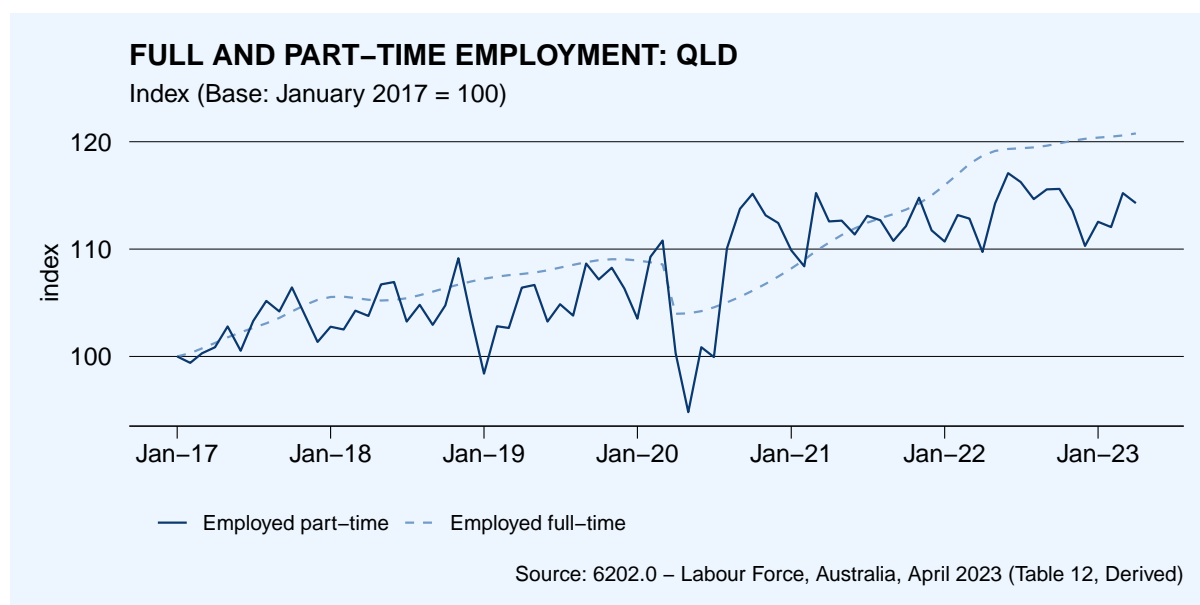
Employment

- In April, trend employment in Queensland increased by 5,331 (0.2%) to 2.80 million people.
- Compared with April last year, total employment in Queensland has increased by 41,879 (1.5%).
- Nationally, employment in increased by 23,986 (0.2%) to 13.88 million people.



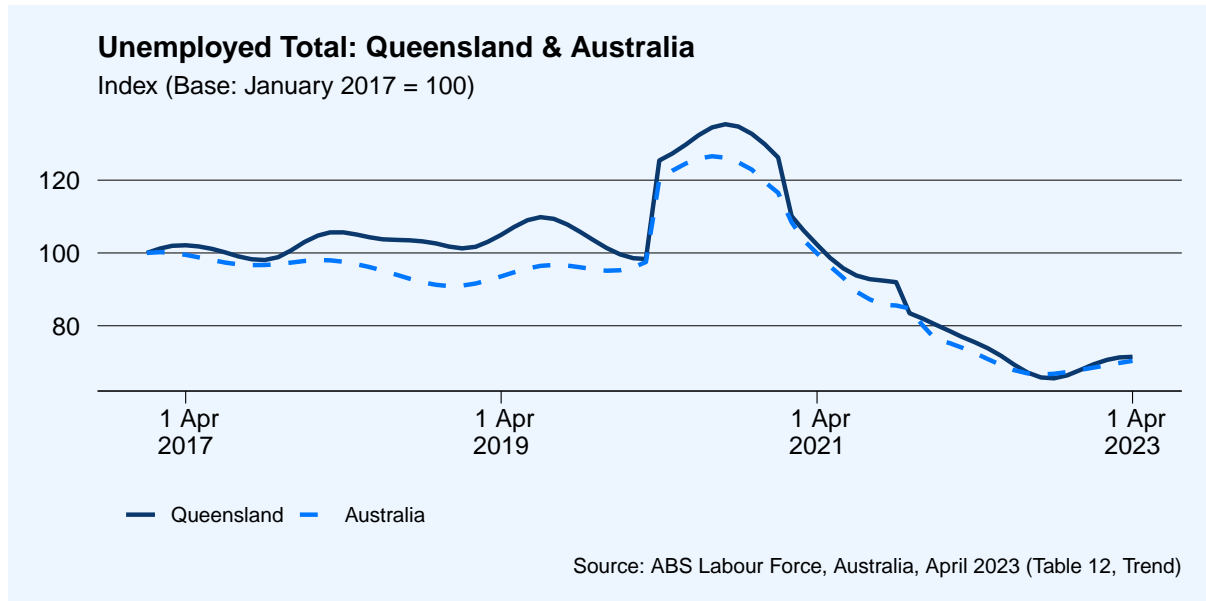
Full and Part Time Employment

- Full-time employment in Queensland increased by 3,000 (0.2%) to 1.95 million in April, and has increased by 33,562 (1.7%) over the year.
- Part-time employment in Queensland, in original terms decreased by 6,951 (-0.8%) to 853,037 in April. Part-time employment has increased by 33,953 (4.0%) over the last year.



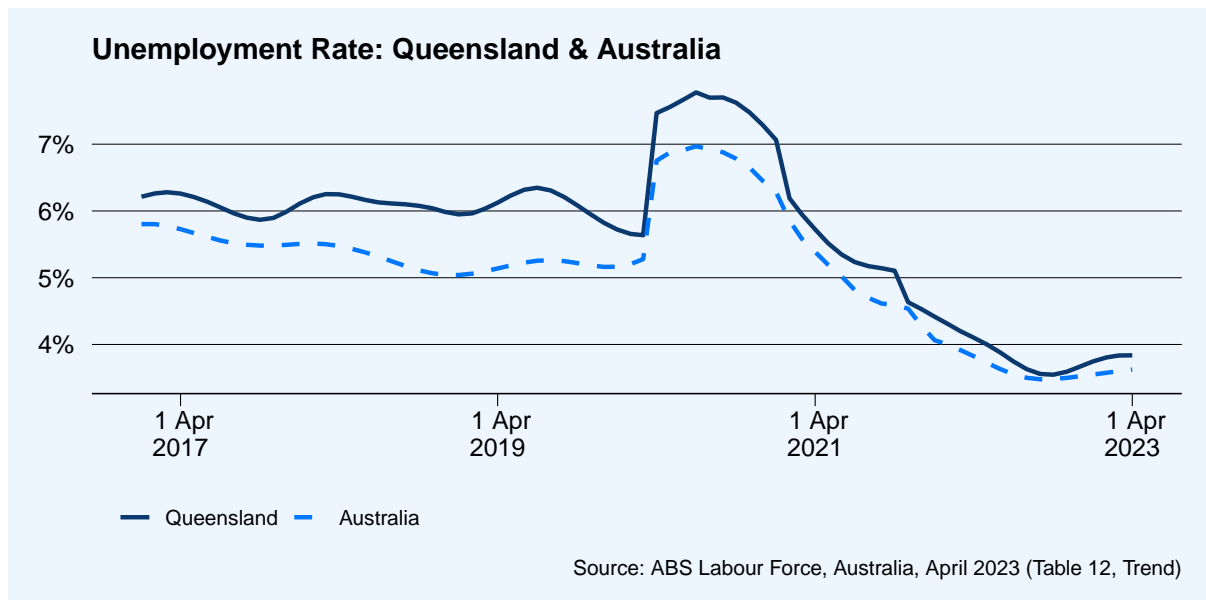
Unemployment

- In April, the total number of unemployed people in Queensland increased by 277 (0.2%) to 111,697.
- Compared with April last year, unemployment in Queensland has decreased by 6,254 (-5.6%) people.
- Nationally, total unemployment in April increased by 4,295 (0.8%) to 521,836 people.



Unemployment Rate

- In April, the trend unemployment rate in Queensland remained steady at 3.8%.
- Compared with April last year, the unemployment rate in Queensland has decreased by 0.3 percentage points.
- Nationally, unemployment remained steady at 3.6%

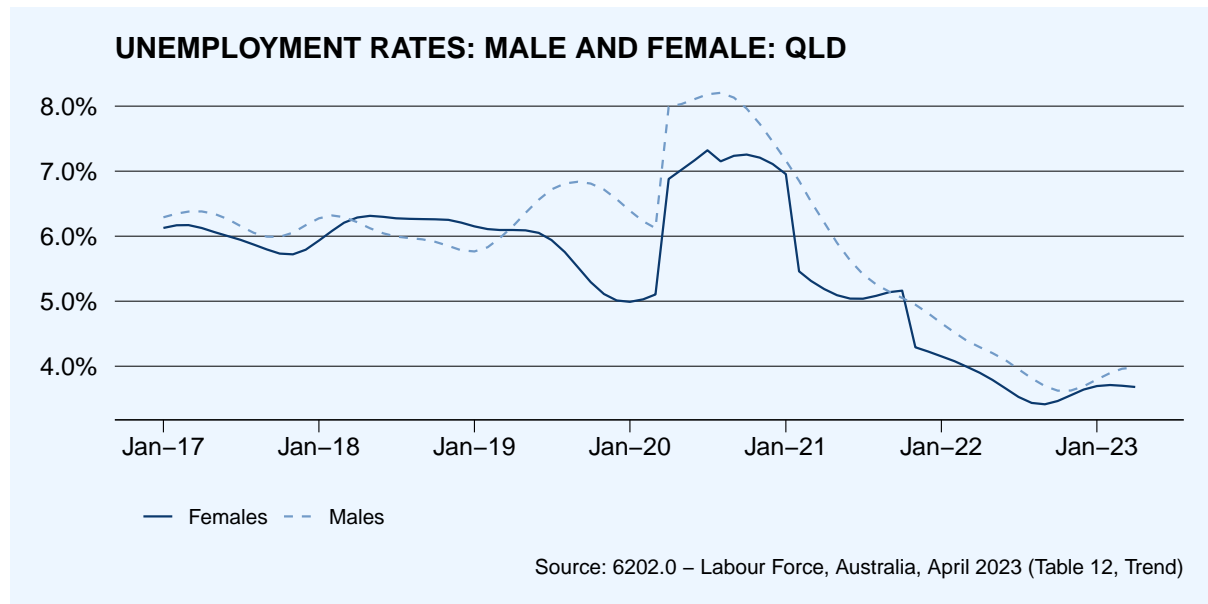


Male and Female Unemployment Rates

- In April, the trend unemployment rate for males in Queensland remained steady at 4.0%.

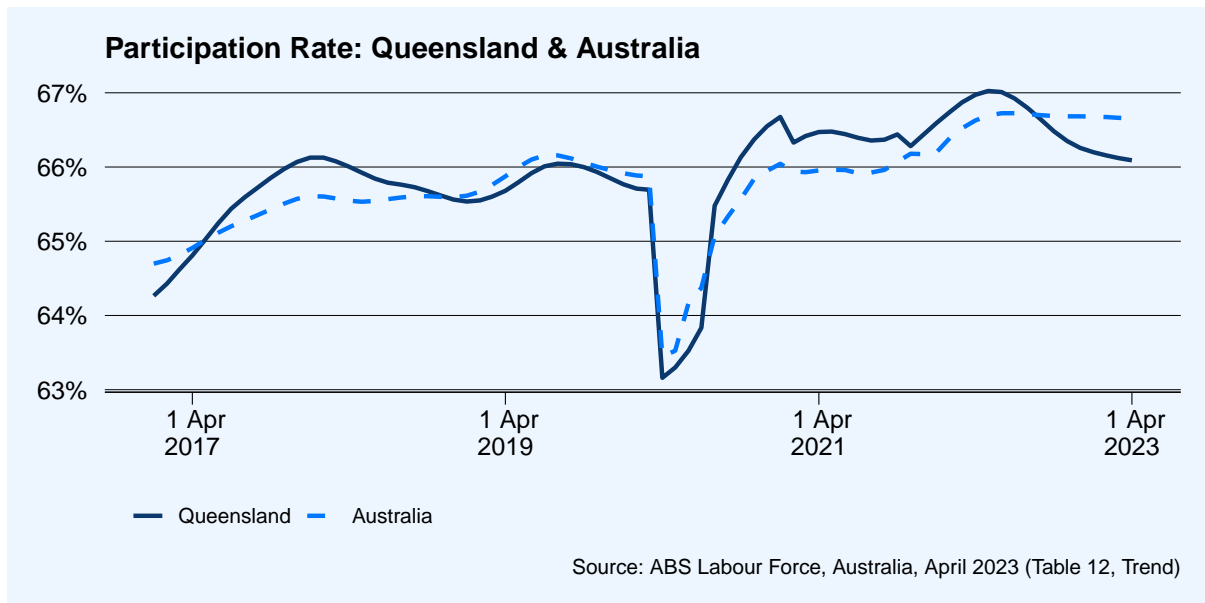


- Compared with April last year male unemployment in Queensland has decreased by 0.3 percentage points.
- In the same period, the trend unemployment rate for females in remained steady at 3.7%.
- Compared with April last year female unemployment in Queensland has decreased by 0.2 percentage points.



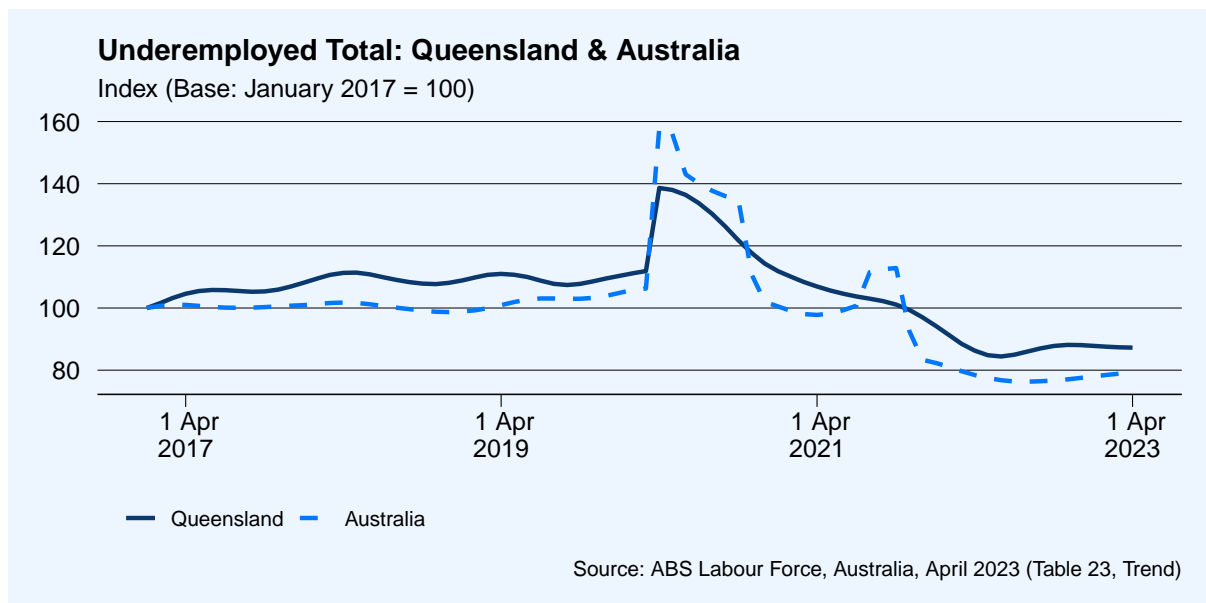
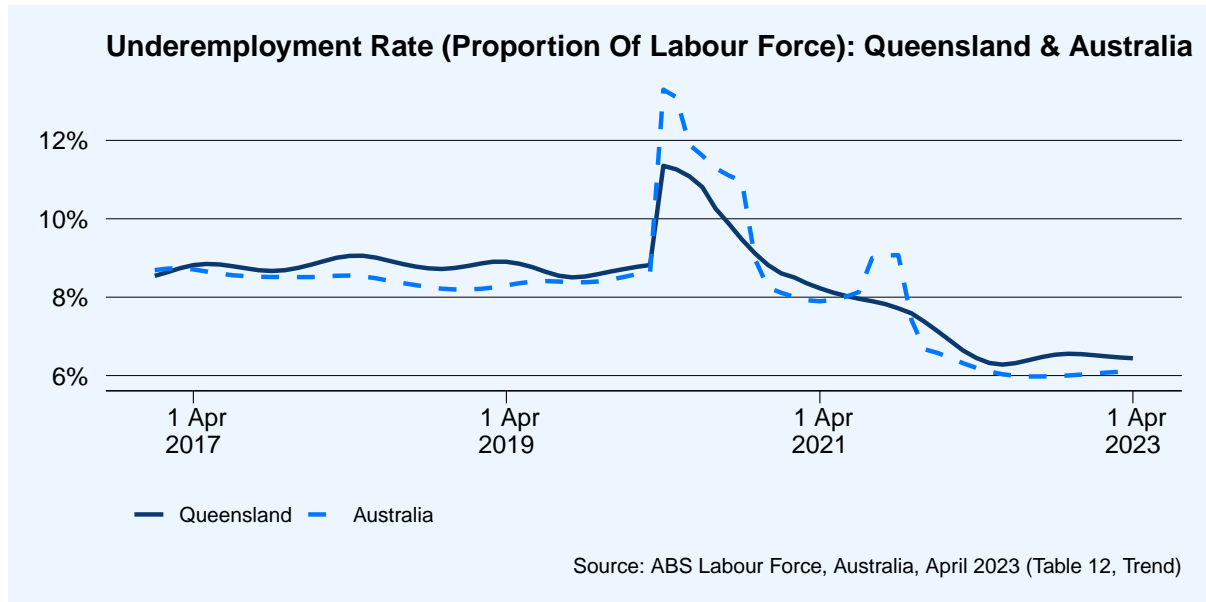
Participation Rate

- The participation rate remained steady at 66.1%.
- Over the past year, the participation rate has decreased by 0.9 percentage points.
- Nationally, the participation rate in April remained steady at 66.7%.



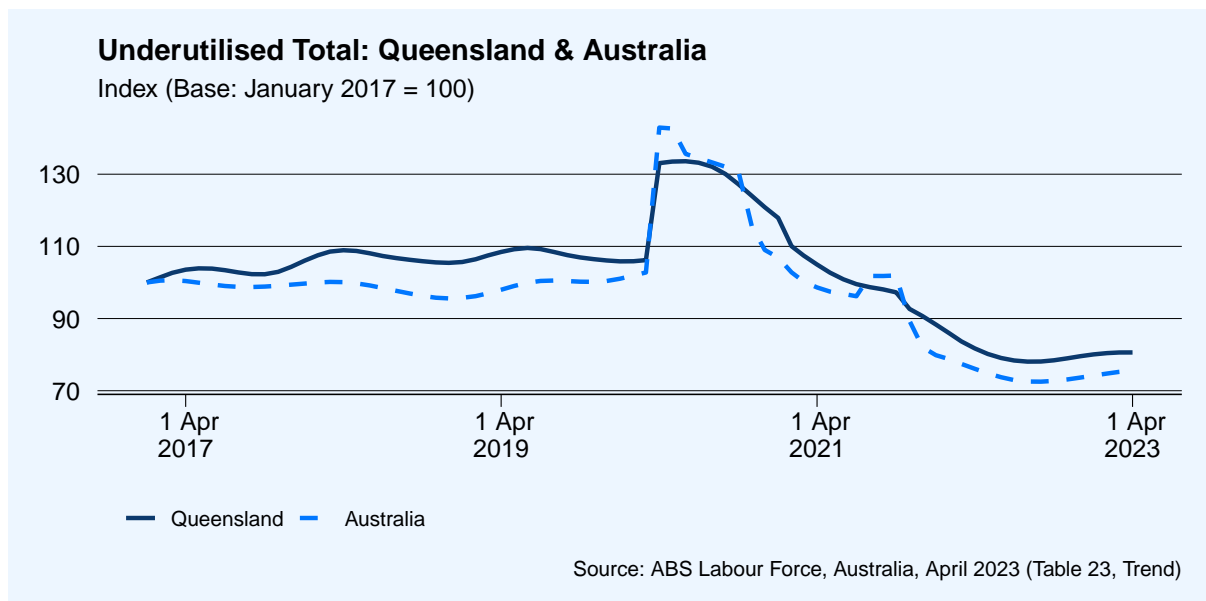
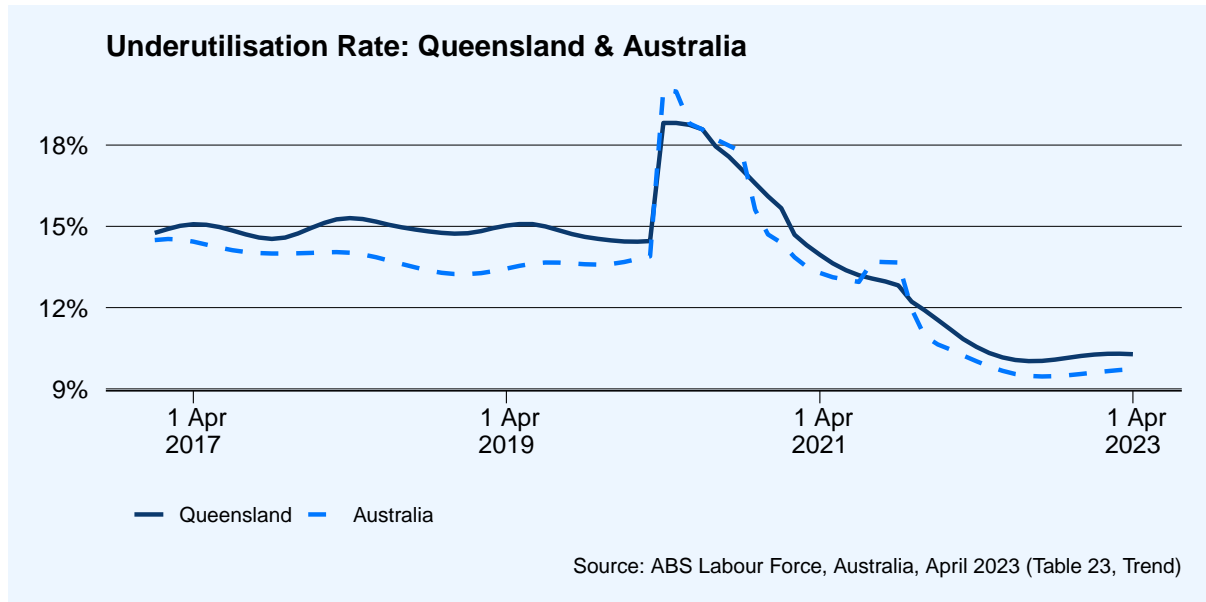
Underemployment

- The underemployment rate decreased by 0.1 percentage points to 6.4%. The total number of people underemployed has decreased by 232 (-0.1%) to 187,529 people.
- Over the past year, total underemployment has increased by 2,099 (1.1%).
- Nationally, the underemployment rate in April remained steady at 6.1% and the total number of people underemployed increased by 2,765 (0.3%) to 878,756.



Underutilisation

- The underutilisation rate remained steady at 10.3%. Over the past month, the number of underutilised people has increased by 46 (0.0%) to 299,226.
- Over the past year, underutilisation in Queensland has decreased by 4,155 (-1.4%).
- Nationally the underutilisation rate in April remained steady at 9.7%, and the total number of underutilised people increased by 7,060 (0.5%) to 1.40 million.



Hours Worked

- The total number of hours worked in all jobs increased by 1.74 million (0.4%) to 391.26 million.
- Over the past year, the number of hours worked in Queensland has increased by 11.01 million (2.8%).
- Nationally, the total number of hours worked in April increased by 7.53 million (0.4%) to 1,933 million.

