



## Labour Market Brief Northern Territory

### Summary

The ABS Labour Force Survey data for **Northern Territory** released in May for April showed that in **trend** terms:

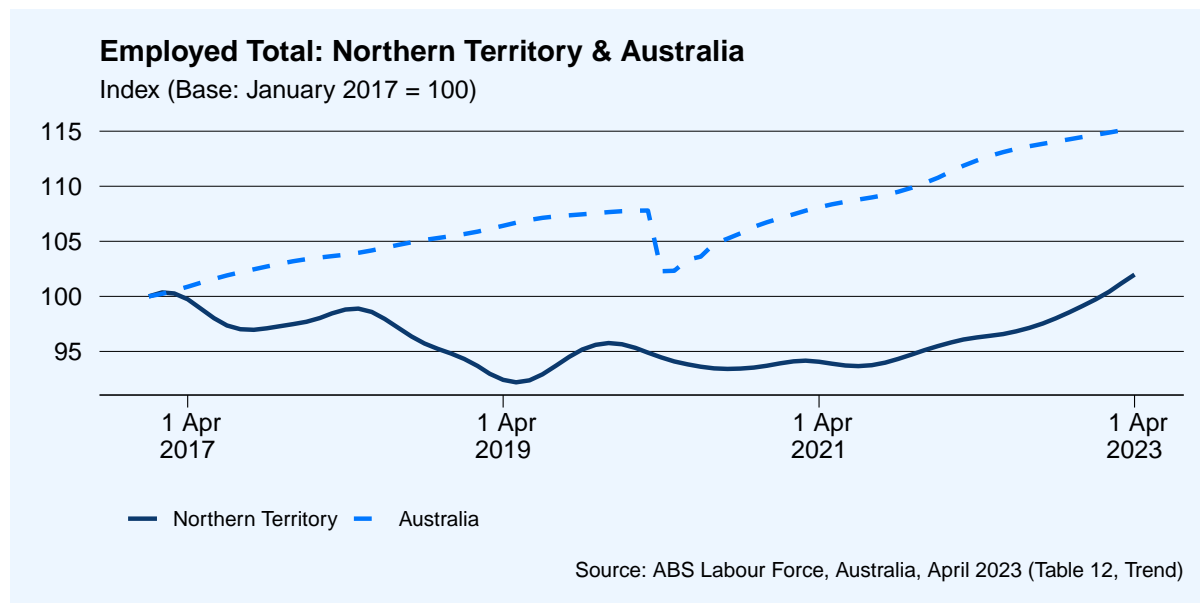
- Total *employment* increased by 1,132 (0.8%) to 143,569 people.
  - Over the past year, employment in Northern Territory has increased by 8,034 (5.6%).
- Total *unemployment* increased by 9 (0.2%) to 5,383 people, and the *unemployment rate* remained steady at 3.6%.
  - Over the past year, unemployment in Northern Territory has decreased by 174 (-3.2%), and the *unemployment rate* has decreased by 0.3 percentage points.
- Total *underutilisation* has decreased by 312 (-2.8%) to 11,077 people, and the *underutilisation rate* decreased by 0.3 percentage points to 7.4%.
  - Over the past year, total underutilisation has decreased by 2,640 (-23.8%) and the underutilisation rate has decreased by 2.3 percentage points.

**Nationally** in April:

- Total *employment* increased by 23,986 (0.2%) to 13.88 million people.
  - Over the past year, employment in Australia has increased by 353,007 (2.5%).
- Total *unemployment* increased by 4,295 (0.8%) to 521,836 people and the *unemployment rate* remained steady at 3.6%.
  - Over the past year, unemployment in Australia has decreased by 16,065 (-3.1%) and the *unemployment rate* has decreased by 0.2 percentage points.
- Total *underutilisation* increased by 7,060 (0.5%) to 1.40 million people, and the *underutilisation rate* remained steady at 9.7%.
  - Over the past year, total underutilisation has decreased by 8,663 (-0.6%) and the underutilisation rate has decreased by 0.3 percentage points.

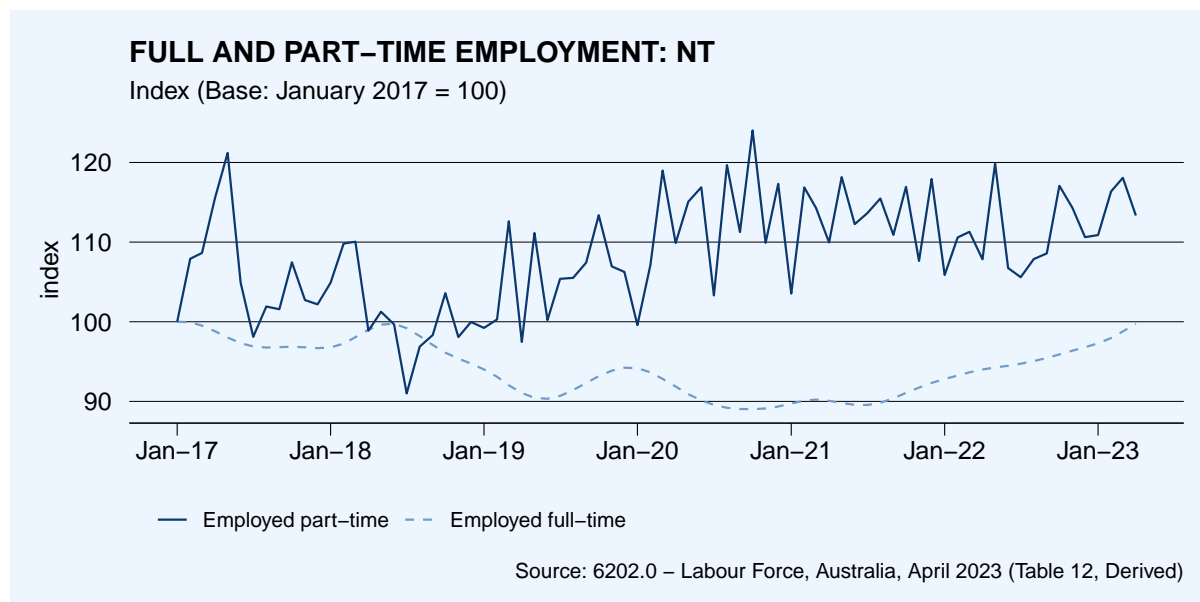
## Employment

- In April, trend employment in Northern Territory increased by 1,132 (0.8%) to 143,569 people.
- Compared with April last year, total employment in Northern Territory has increased by 8,034 (5.6%).
- Nationally, employment in increased by 23,986 (0.2%) to 13.88 million people.



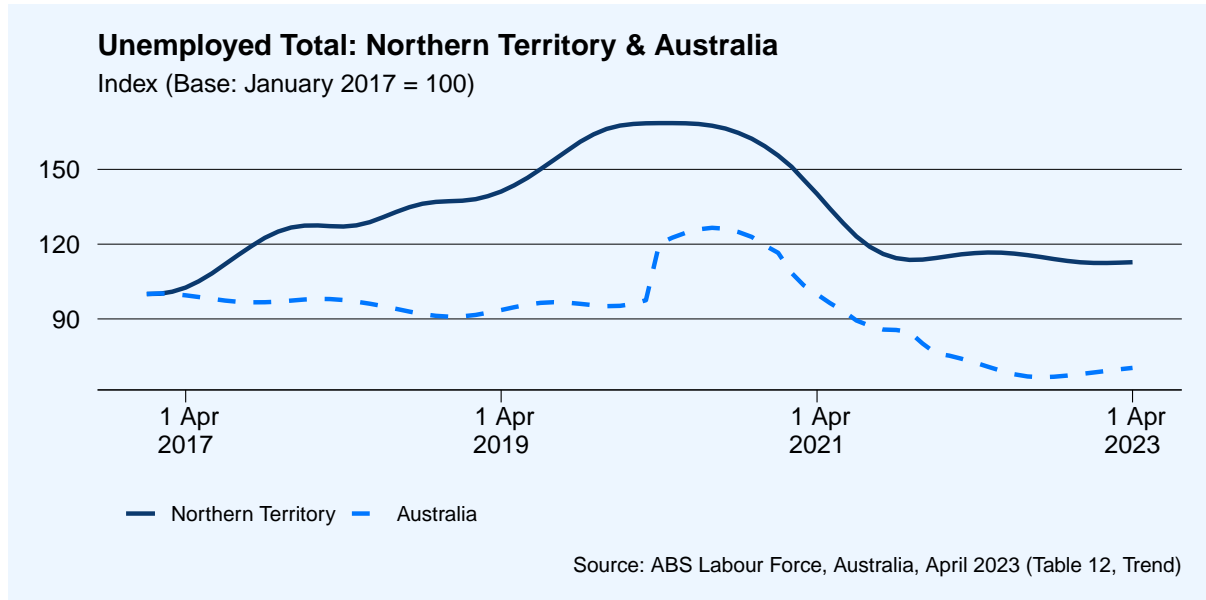
## Full and Part Time Employment

- Full-time employment in Northern Territory increased by 1,058 (1.0%) to 111,297 in April, and has increased by 6,393 (5.7%) over the year.
- Part-time employment in Northern Territory, in original terms decreased by 1,322 (-4.2%) to 31,642 in April. Part-time employment has increased by 1,532 (4.8%) over the last year.



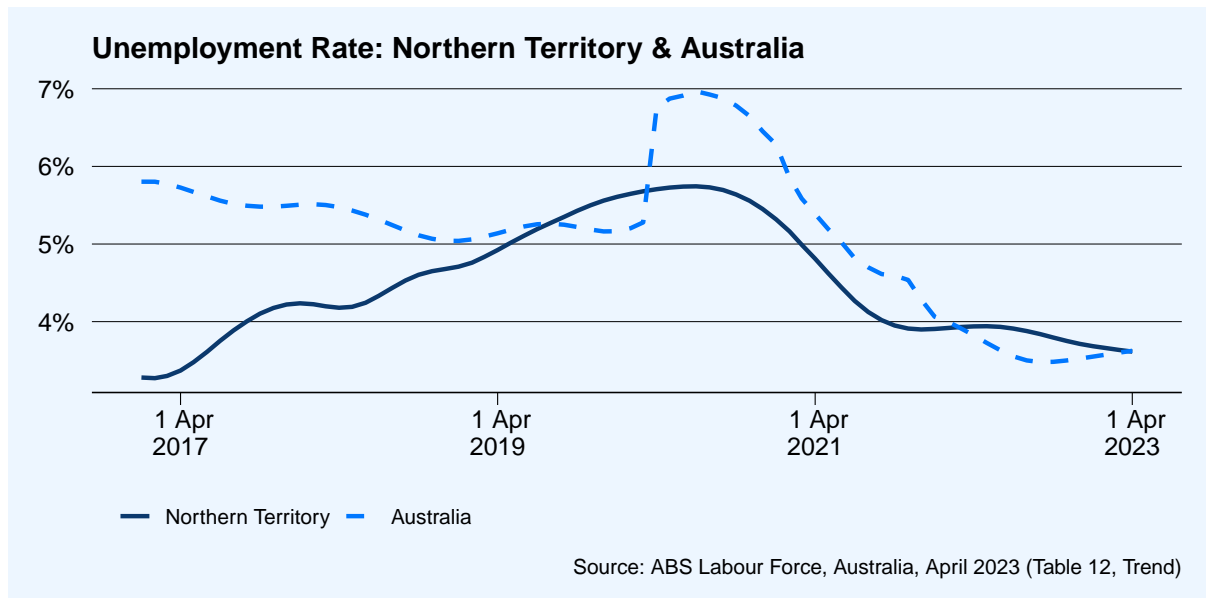
## Unemployment

- In April, the total number of unemployed people in Northern Territory increased by 9 (0.2%) to 5,383.
- Compared with April last year, unemployment in Northern Territory has decreased by 174 (-3.2%) people.
- Nationally, total unemployment in April increased by 4,295 (0.8%) to 521,836 people.



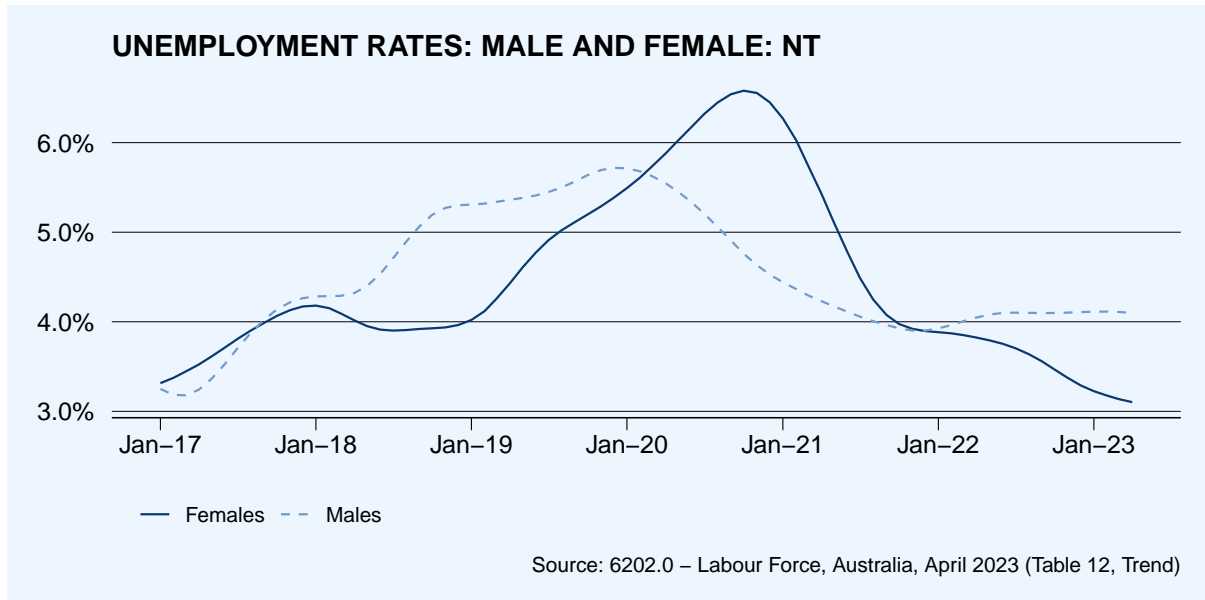
## Unemployment Rate

- In April, the trend unemployment rate in Northern Territory remained steady at 3.6%.
- Compared with April last year, the unemployment rate in Northern Territory has decreased by 0.3 percentage points.
- Nationally, unemployment remained steady at 3.6%



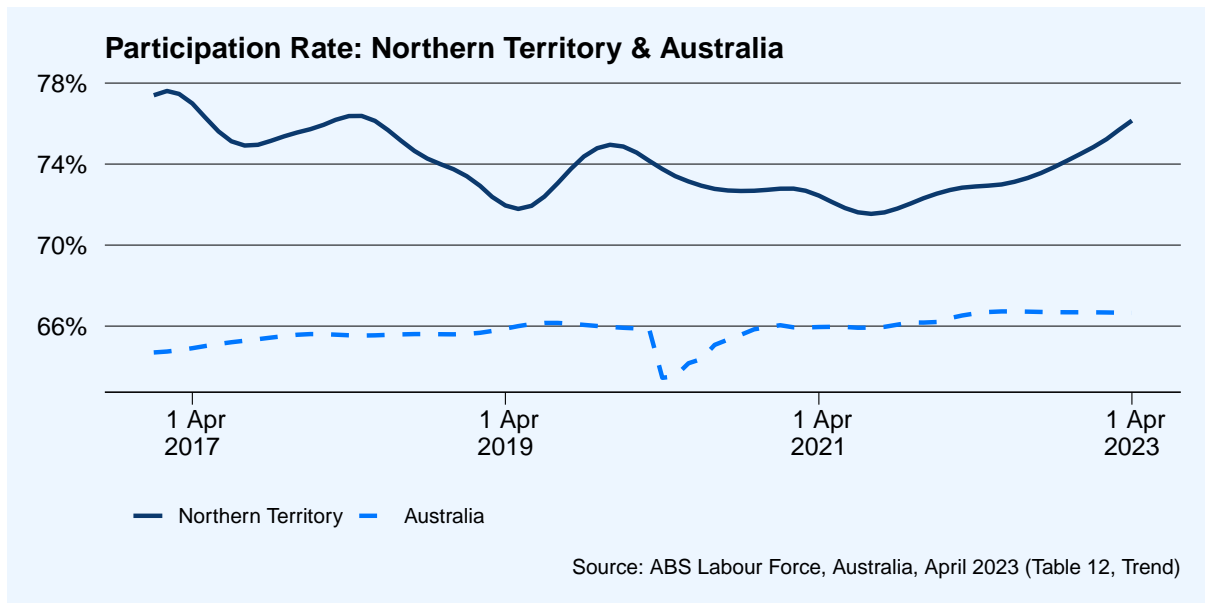
### Male and Female Unemployment Rates

- In April, the trend unemployment rate for males in Northern Territory remained steady at 4.1%.
- Compared with April last year male unemployment in Northern Territory has increased by 0.1 percentage points.
- In the same period, the trend unemployment rate for females in remained steady at 3.1%.
- Compared with April last year female unemployment in Northern Territory has decreased by 0.7 percentage points.



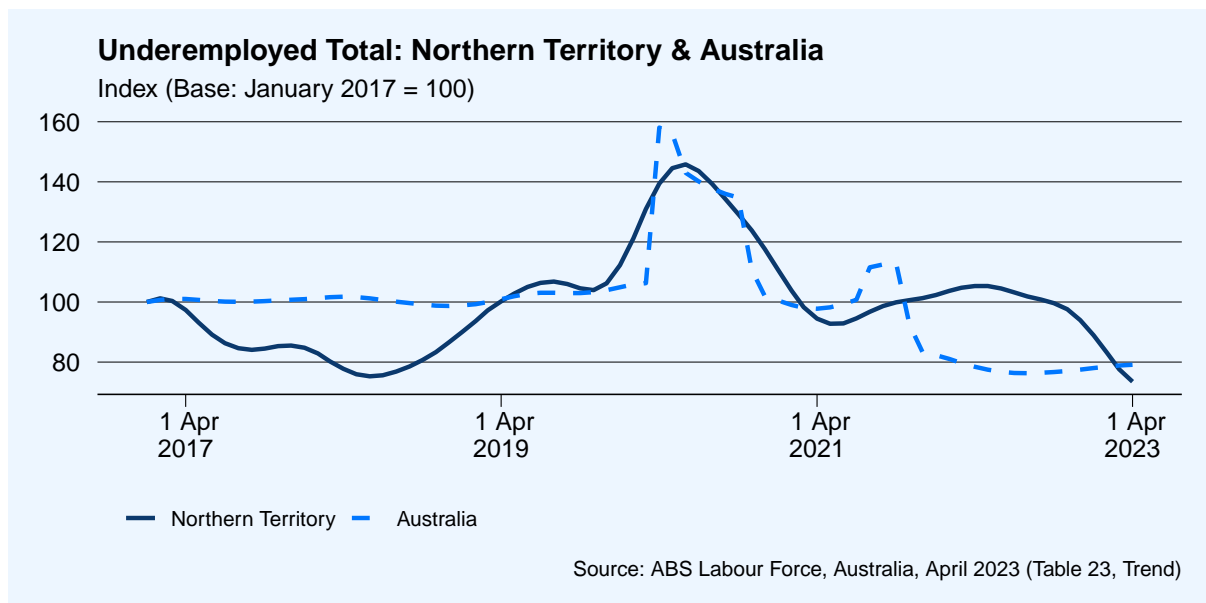
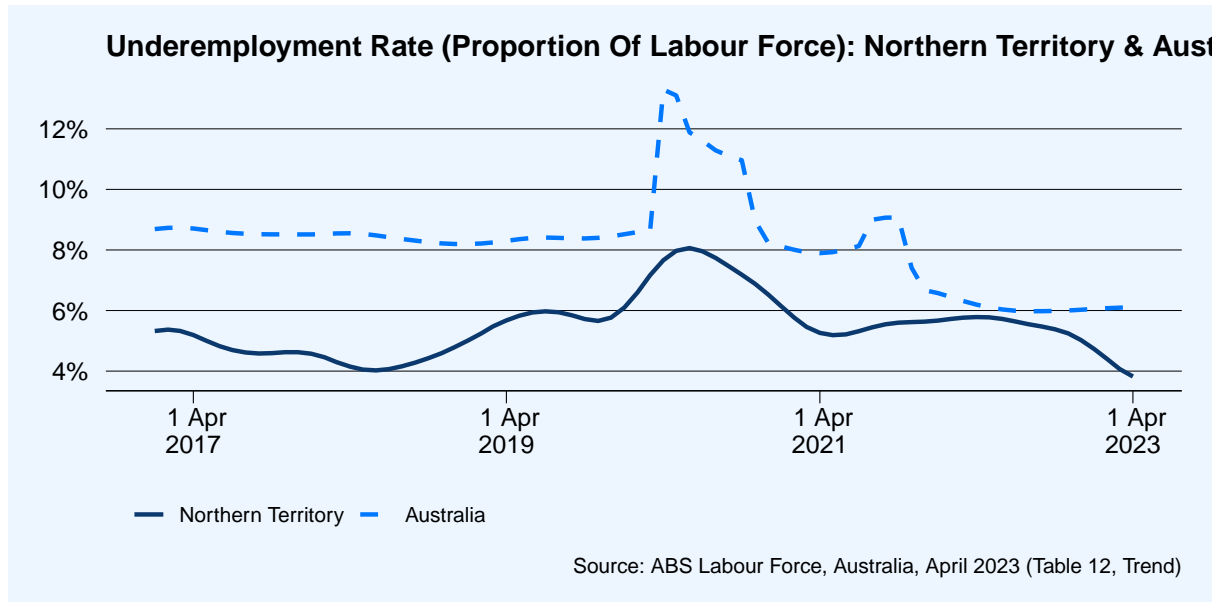
## Participation Rate

- The participation rate increased by 0.4 percentage points to 76.1%.
- Over the past year, the participation rate has increased by 3.2 percentage points.
- Nationally, the participation rate in April remained steady at 66.7%.



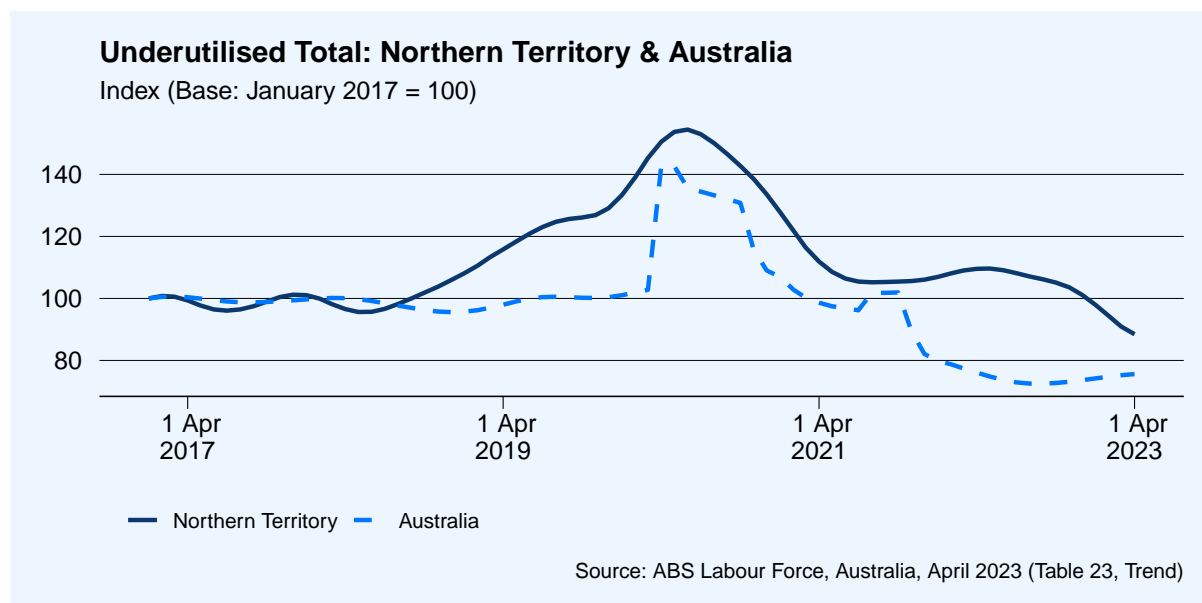
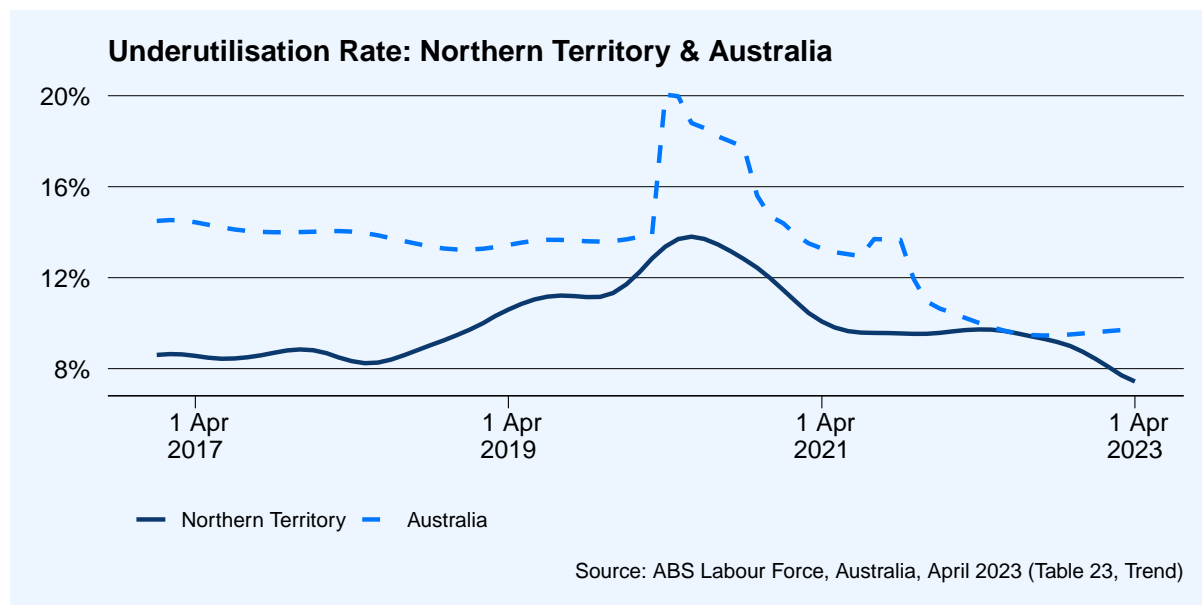
## Underemployment

- The underemployment rate decreased by 0.3 percentage points to 3.8%. The total number of people underemployed has decreased by 320 (-5.6%) to 5,694 people.
- Over the past year, total underemployment has decreased by 2,466 (-43.3%).
- Nationally, the underemployment rate in April remained steady at 6.1% and the total number of people underemployed increased by 2,765 (0.3%) to 878,756.



## Underutilisation

- The underutilisation rate decreased by 0.3 percentage points to 7.4%. Over the past month, the number of underutilised people has decreased by 312 (-2.8%) to 11,077.
- Over the past year, underutilisation in Northern Territory has decreased by 2,640 (-23.8%).
- Nationally the underutilisation rate in April remained steady at 9.7%, and the total number of underutilised people increased by 7,060 (0.5%) to 1.40 million.



### Hours Worked

- The total number of hours worked in all jobs increased by 199,899 (1.0%) to 20.25 million.
- Over the past year, the number of hours worked in Northern Territory has increased by 829,399 (4.1%).
- Nationally, the total number of hours worked in April increased by 7.53 million (0.4%) to 1,933 million.

