



## Labour Market Brief New South Wales

### Summary

The ABS Labour Force Survey data for **New South Wales** released in May for April showed that in **trend** terms:

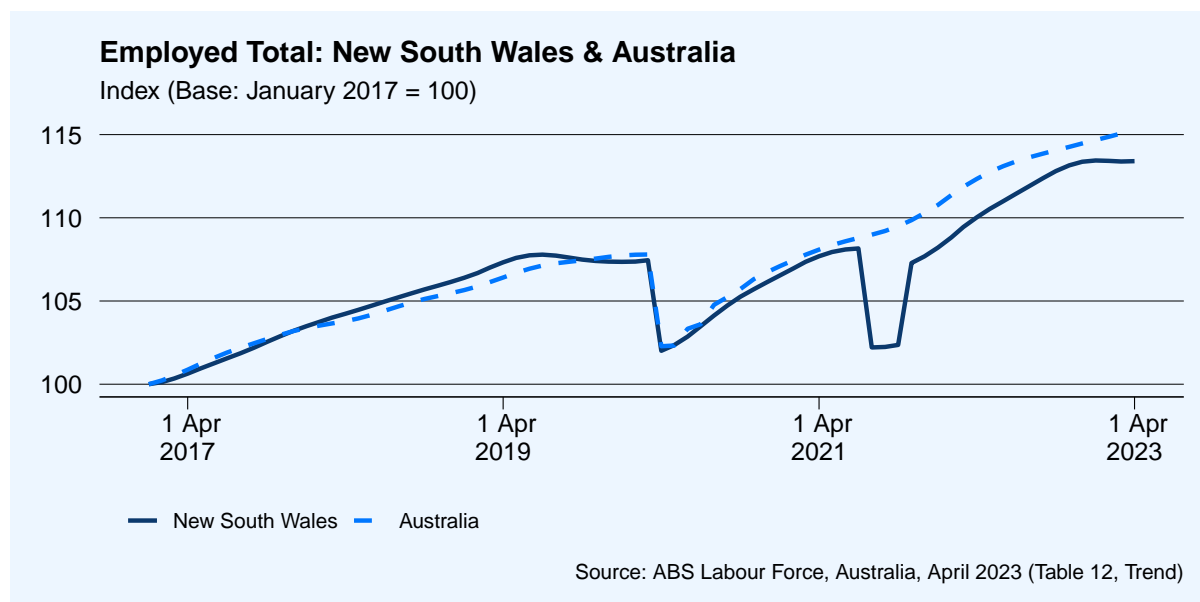
- Total *employment* increased by 805 (0.0%) to 4.32 million people.
  - Over the past year, employment in New South Wales has increased by 128,504 (3.0%).
- Total *unemployment* increased by 1,098 (0.7%) to 147,709 people, and the *unemployment rate* remained steady at 3.3%.
  - Over the past year, unemployment in New South Wales has decreased by 8,778 (-5.9%), and the unemployment rate has decreased by 0.3 percentage points.
- Total *underutilisation* has increased by 483 (0.1%) to 407,022 people, and the *underutilisation rate* remained steady at 9.1%.
  - Over the past year, total underutilisation has decreased by 7,240 (-1.8%) and the underutilisation rate has decreased by 0.4 percentage points.

**Nationally** in April:

- Total *employment* increased by 23,986 (0.2%) to 13.88 million people.
  - Over the past year, employment in Australia has increased by 353,007 (2.5%).
- Total *unemployment* increased by 4,295 (0.8%) to 521,836 people and the *unemployment rate* remained steady at 3.6%.
  - Over the past year, unemployment in Australia has decreased by 16,065 (-3.1%) and the *unemployment rate* has decreased by 0.2 percentage points.
- Total *underutilisation* increased by 7,060 (0.5%) to 1.40 million people, and the *underutilisation rate* remained steady at 9.7%.
  - Over the past year, total underutilisation has decreased by 8,663 (-0.6%) and the underutilisation rate has decreased by 0.3 percentage points.

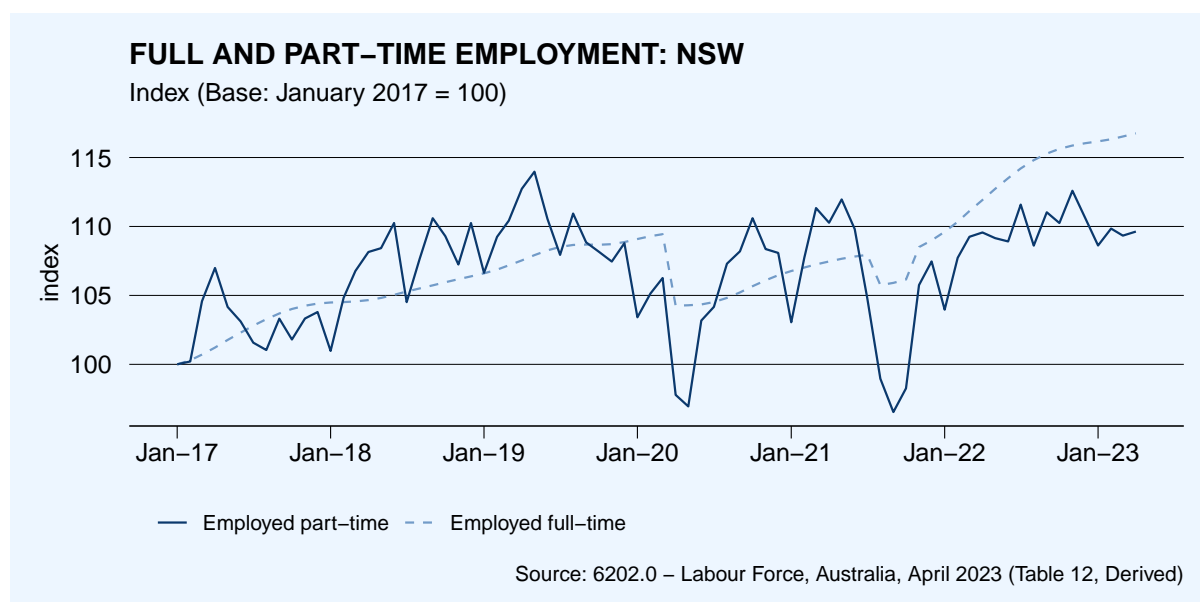
## Employment

- In April, trend employment in New South Wales increased by 805 (0.0%) to 4.32 million people.
- Compared with April last year, total employment in New South Wales has increased by 128,504 (3.0%).
- Nationally, employment in increased by 23,986 (0.2%) to 13.88 million people.



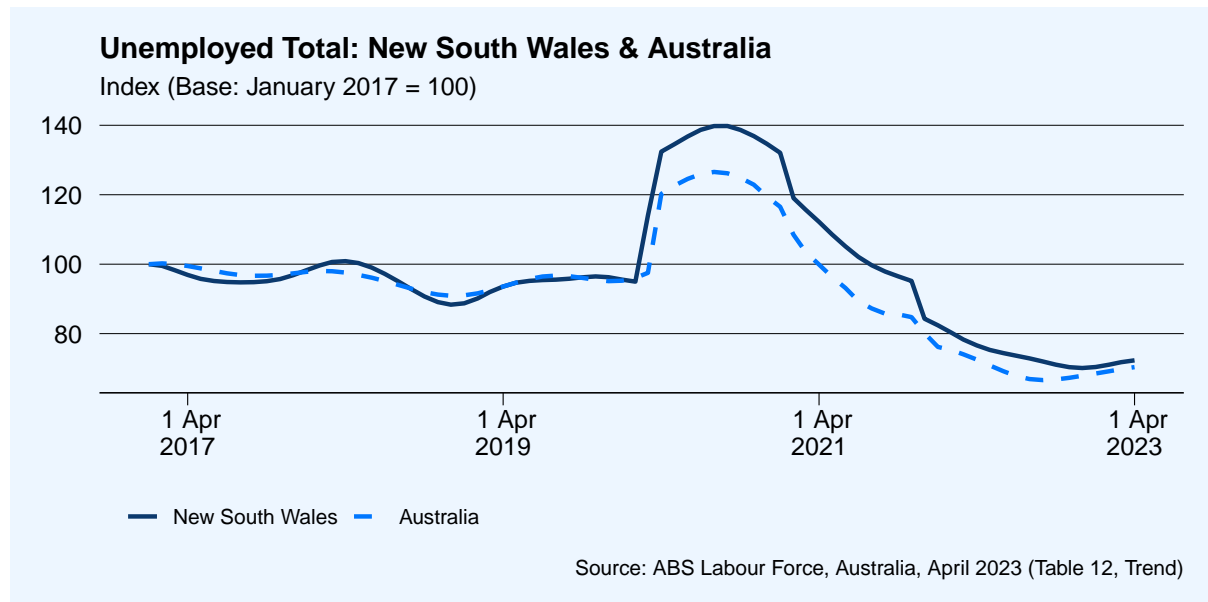
## Full and Part Time Employment

- Full-time employment in New South Wales increased by 6,026 (0.2%) to 3.07 million in April, and has increased by 127,285 (4.1%) over the year.
- Part-time employment in New South Wales, in original terms increased by 3,359 (0.3%) to 1.25 million in April. Part-time employment has increased by 746 (0.1%) over the last year.



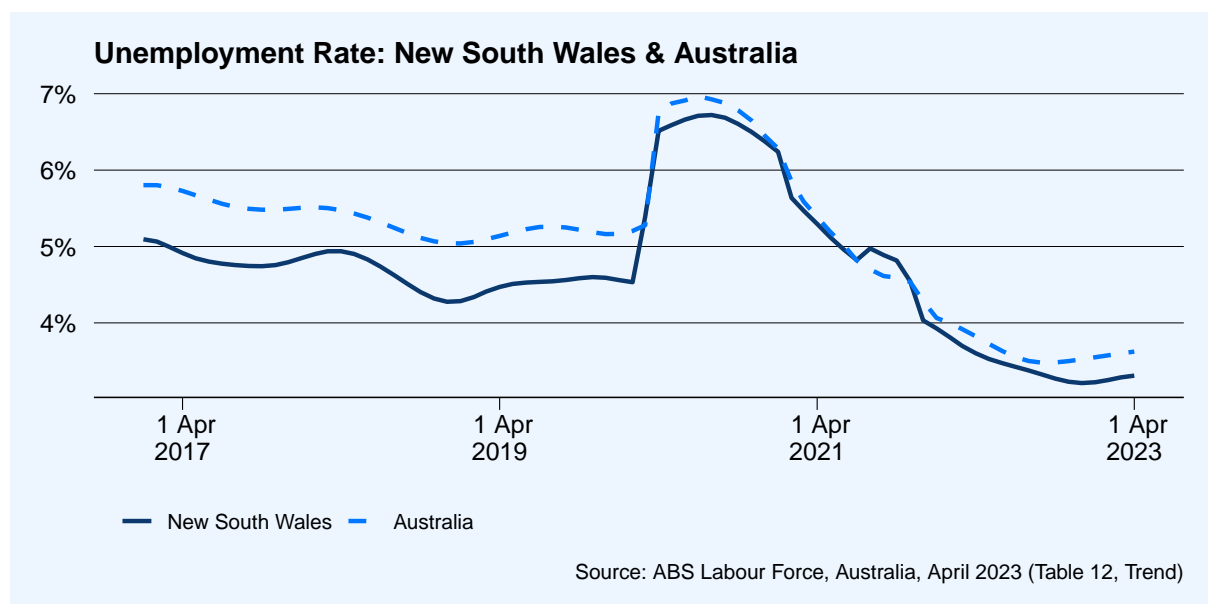
## Unemployment

- In April, the total number of unemployed people in New South Wales increased by 1,098 (0.7%) to 147,709.
- Compared with April last year, unemployment in New South Wales has decreased by 8,778 (-5.9%) people.
- Nationally, total unemployment in April increased by 4,295 (0.8%) to 521,836 people.



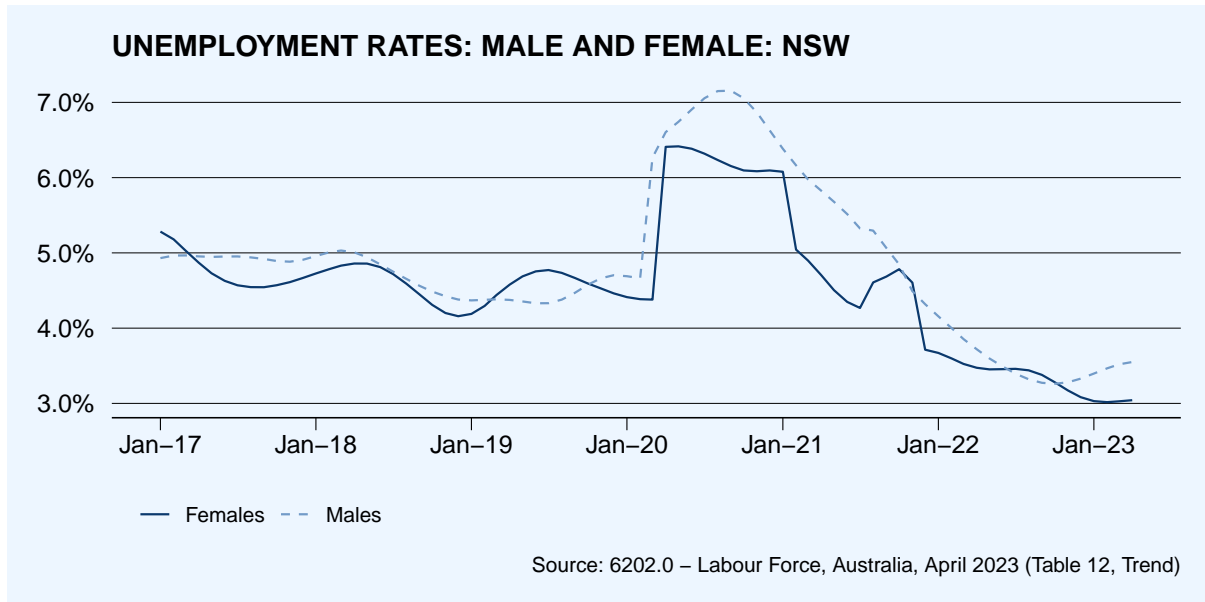
## Unemployment Rate

- In April, the trend unemployment rate in New South Wales remained steady at 3.3%.
- Compared with April last year, the unemployment rate in New South Wales has decreased by 0.3 percentage points.
- Nationally, unemployment remained steady at 3.6%



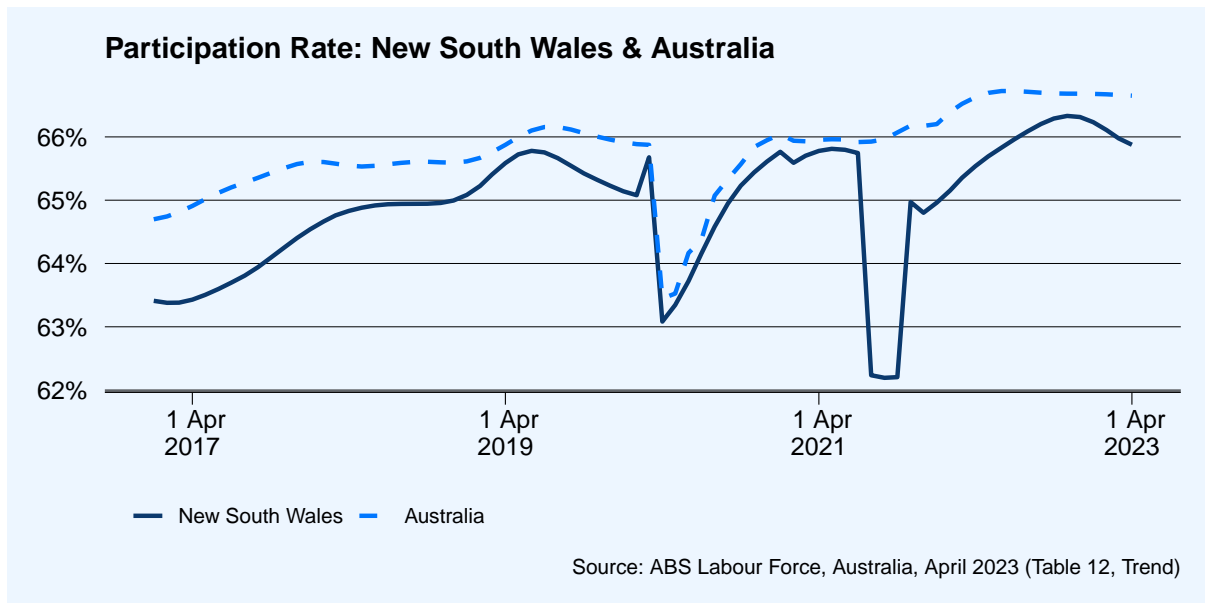
### Male and Female Unemployment Rates

- In April, the trend unemployment rate for males in New South Wales remained steady at 3.5%.
- Compared with April last year male unemployment in New South Wales has decreased by 0.2 percentage points.
- In the same period, the trend unemployment rate for females in remained steady at 3.0%.
- Compared with April last year female unemployment in New South Wales has decreased by 0.5 percentage points.



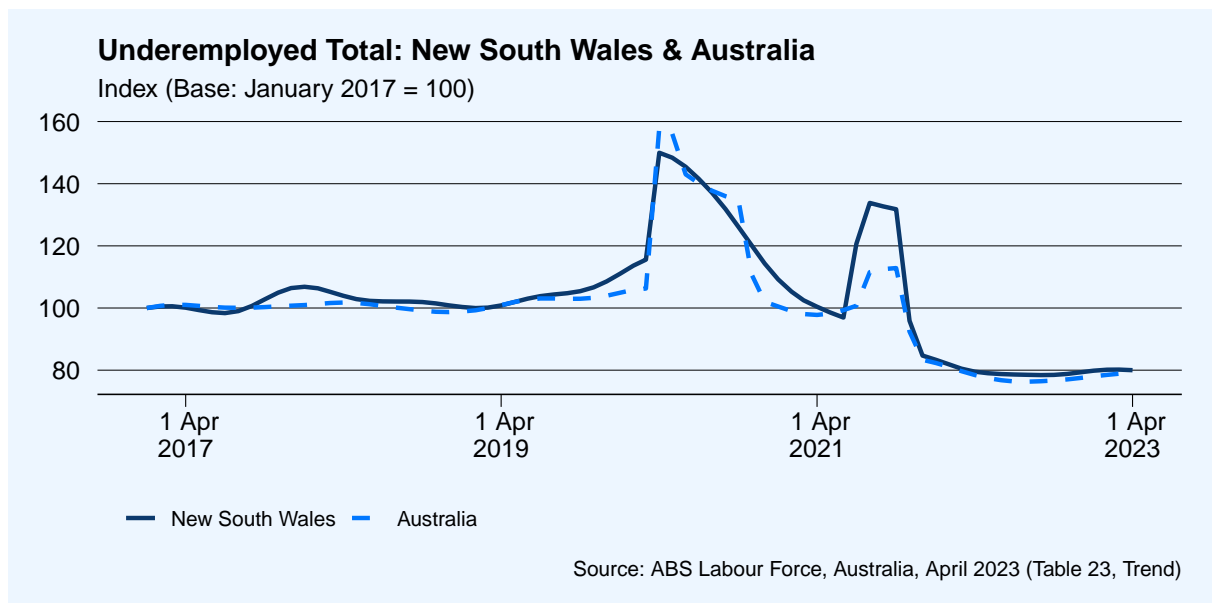
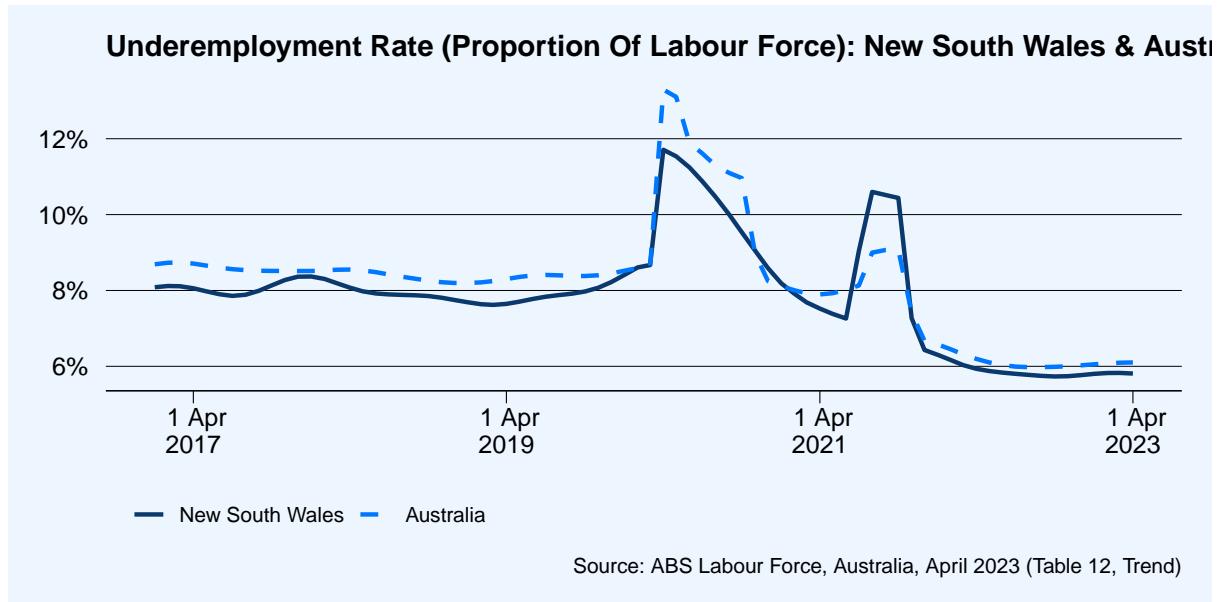
## Participation Rate

- The participation rate decreased by 0.1 percentage points to 65.9%.
- Over the past year, the participation rate has increased by 0.4 percentage points.
- Nationally, the participation rate in April remained steady at 66.7%.



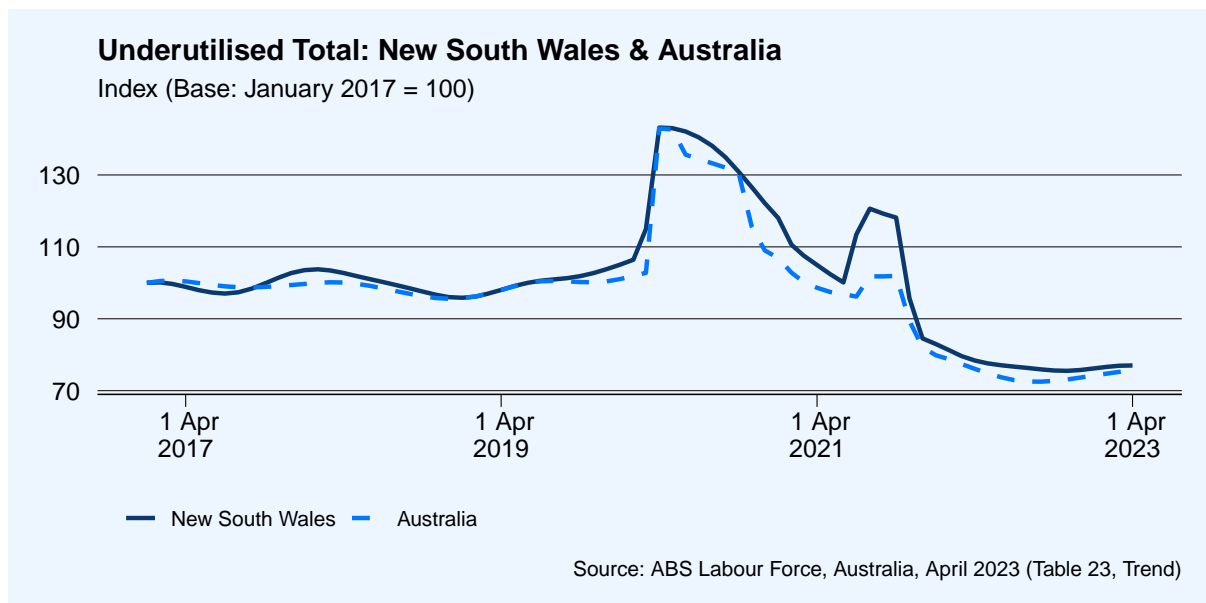
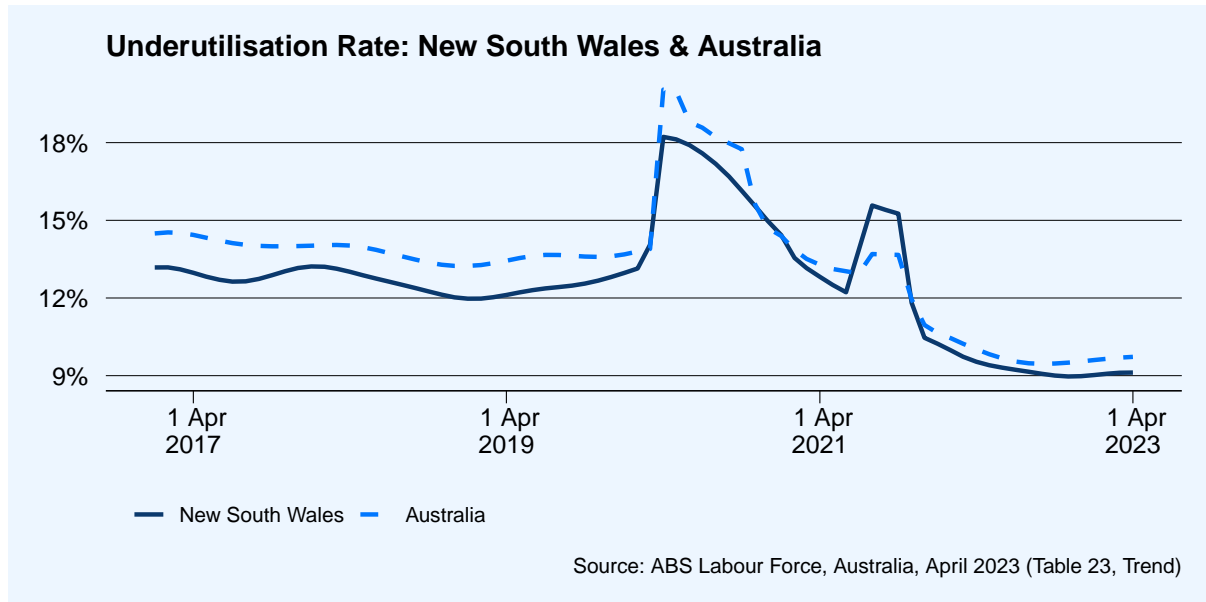
## Underemployment

- The underemployment rate remained steady at 5.8%. The total number of people underemployed has decreased by 616 (-0.2%) to 259,313 people.
- Over the past year, total underemployment has increased by 1,538 (0.6%).
- Nationally, the underemployment rate in April remained steady at 6.1% and the total number of people underemployed increased by 2,765 (0.3%) to 878,756.



## Underutilisation

- The underutilisation rate remained steady at 9.1%. Over the past month, the number of underutilised people has increased by 483 (0.1%) to 407,022.
- Over the past year, underutilisation in New South Wales has decreased by 7,240 (-1.8%).
- Nationally the underutilisation rate in April remained steady at 9.7%, and the total number of underutilised people increased by 7,060 (0.5%) to 1.40 million.



### Hours Worked

- The total number of hours worked in all jobs increased by 2.77 million (0.5%) to 606.37 million.
- Over the past year, the number of hours worked in New South Wales has increased by 30.59 million (5.0%).
- Nationally, the total number of hours worked in April increased by 7.53 million (0.4%) to 1,933 million.

